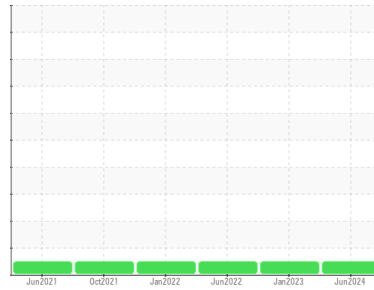




OIL ANALYSIS REPORT

Sample Rating Trend



NORMAL



Machine Id

4457L

Component

Diesel Engine

Fluid

DISEL ENGINE OIL SAE 10W30 (--- GAL)

DIAGNOSIS

Recommendation

Resample at the next service interval to monitor.

Wear

Metal levels are typical for a new component breaking in.

Contamination

There is no indication of any contamination in the oil.

Fluid Condition

The condition of the oil is acceptable for the time in service.

SAMPLE INFORMATION		method	limit/base	current	history1	history2
Sample Number	Client Info			WC0924197	WC0702961	WC0703086
Sample Date	Client Info			11 Jun 2024	25 Jan 2023	28 Jun 2022
Machine Age	kms	Client Info		92457	169212	54837
Oil Age	kms	Client Info		0	0	0
Oil Changed	Client Info			Not Changed	Not Changed	Not Changed
Sample Status				NORMAL	NORMAL	NORMAL

CONTAMINATION		method	limit/base	current	history1	history2
Fuel	WC Method	>5		<1.0	<1.0	<1.0
Water	WC Method	>0.2		NEG	NEG	NEG
Glycol	WC Method			NEG	NEG	NEG

WEAR METALS		method	limit/base	current	history1	history2
Iron	ppm	ASTM D5185(m)	>100	13	39	14
Chromium	ppm	ASTM D5185(m)	>20	<1	3	<1
Nickel	ppm	ASTM D5185(m)	>4	<1	<1	0
Titanium	ppm	ASTM D5185(m)		0	<1	<1
Silver	ppm	ASTM D5185(m)	>3	0	0	<1
Aluminum	ppm	ASTM D5185(m)	>20	3	24	8
Lead	ppm	ASTM D5185(m)	>40	0	1	<1
Copper	ppm	ASTM D5185(m)	>330	1	16	9
Tin	ppm	ASTM D5185(m)	>15	0	<1	0
Antimony	ppm	ASTM D5185(m)		0	0	0
Vanadium	ppm	ASTM D5185(m)		0	0	0
Beryllium	ppm	ASTM D5185(m)		0	0	0
Cadmium	ppm	ASTM D5185(m)		0	0	0

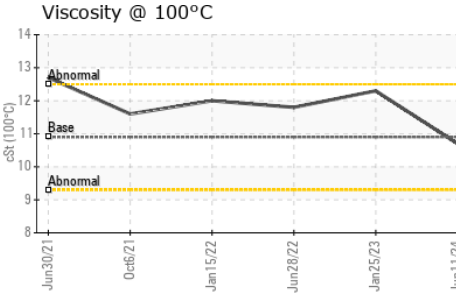
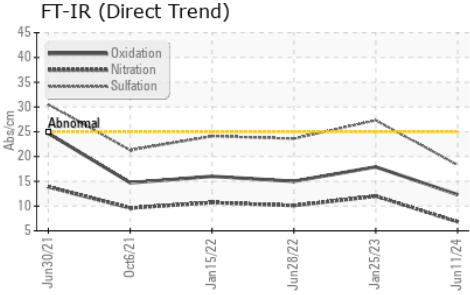
ADDITIVES		method	limit/base	current	history1	history2
Boron	ppm	ASTM D5185(m)	250	80	22	65
Barium	ppm	ASTM D5185(m)	10	0	0	0
Molybdenum	ppm	ASTM D5185(m)	100	8	6	4
Manganese	ppm	ASTM D5185(m)		<1	1	<1
Magnesium	ppm	ASTM D5185(m)	450	721	722	705
Calcium	ppm	ASTM D5185(m)	3000	1224	1453	1406
Phosphorus	ppm	ASTM D5185(m)	1150	679	767	700
Zinc	ppm	ASTM D5185(m)	1350	770	806	785
Sulfur	ppm	ASTM D5185(m)	4250	2432	2515	2596
Lithium	ppm	ASTM D5185(m)		<1	<1	<1

CONTAMINANTS		method	limit/base	current	history1	history2
Silicon	ppm	ASTM D5185(m)	>25	8	8	6
Sodium	ppm	ASTM D5185(m)		2	4	3
Potassium	ppm	ASTM D5185(m)	>20	8	66	22

INFRA-RED		method	limit/base	current	history1	history2
Soot %	%	ASTM D7844*	>3	0.1	1.9	1
Nitration	Abs/cm	ASTM D7624*	>20	6.8	12.0	10.1
Sulfation	Abs/.1mm	ASTM D7415*	>30	18.3	27.3	23.6



OIL ANALYSIS REPORT

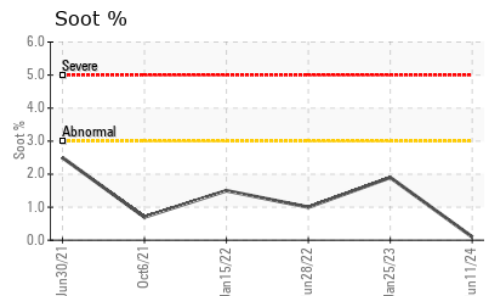
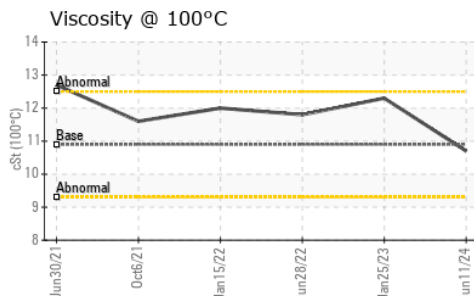
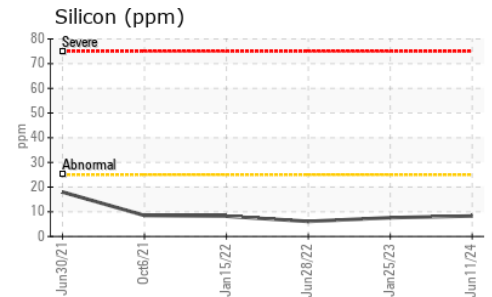
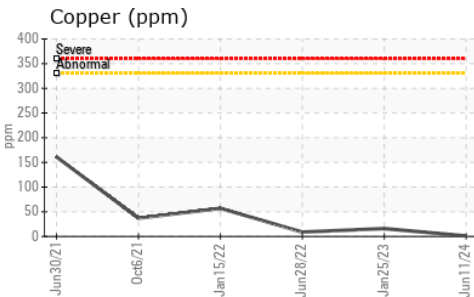
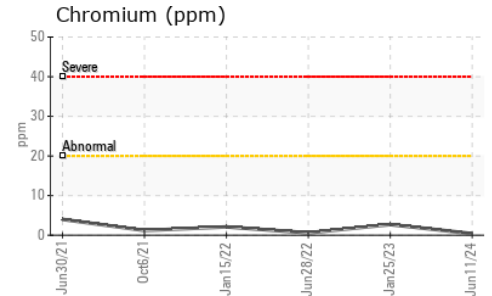
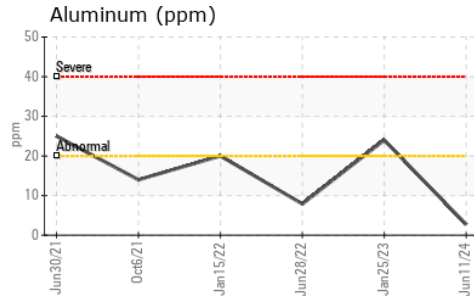
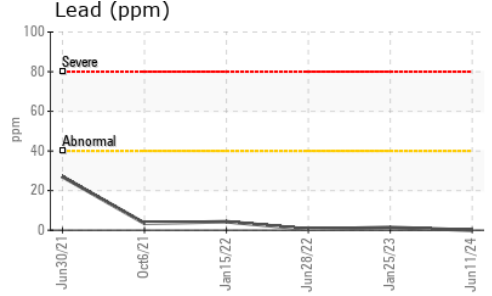
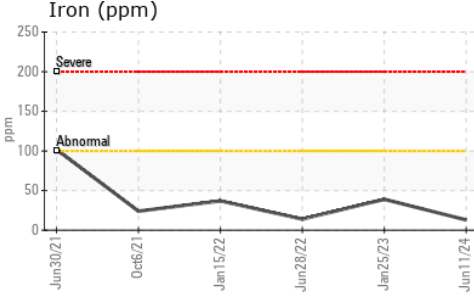


FLUID DEGRADATION	method	limit/base	current	history1	history2	
Oxidation	Abs./1mm	ASTM D7414*	>25	12.3	17.9	15.0

VISUAL	method	limit/base	current	history1	history2	
Emulsified Water	scalar	Visual*	>0.2	NEG	NEG	NEG
Free Water	scalar	Visual*		NEG	NEG	NEG

FLUID PROPERTIES	method	limit/base	current	history1	history2	
Visc @ 100°C	cSt	ASTM D7279(m)	10.9	10.7	12.3	11.8

GRAPHS



Laboratory : WearCheck - C8-1175 Appleby Line, Burlington, ON L7L 5H9
Sample No. : WC0924197
Lab Number : 02643889
Unique Number : 5801428
Test Package : MOB 1
Received : 25 Jun 2024
Tested : 25 Jun 2024
Diagnosed : 25 Jun 2024 - Wes Davis

Rush Truck Centres
 7450 Torbram Rd.
 Mississauga, ON
 CA L4T 1G9
 Contact: Serdar Okur
 sokur@rushtruckcentres.ca
 T: (905)671-7600
 F:

To discuss this sample report, contact Customer Service at 1-800-268-2131.
 Test denoted (*) outside scope of accreditation, (m) method modified, (e) tested at external lab.
 Validity of results and interpretation are based on the sample and information as supplied.