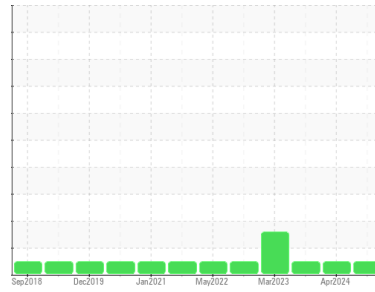




# OIL ANALYSIS REPORT

Sample Rating Trend



**NORMAL**



Area

(C-GLJV)

Machine Id

[C-GLJV] KING AIR B200 94311

Component

Right Jet Turbine

Fluid

BP TURBO OIL 2380 (--- GAL)

## DIAGNOSIS

### Recommendation

Resample at the next service interval to monitor. (NOTE: Please provide information regarding reservoir capacity, filter type and micron rating with next sample.)

### Wear

All component wear rates are normal. The ferrography results are normal indicating no abnormal wear in the system.

### Contaminants

The water content is negligible. There is no indication of any contamination in the oil.

### Oil Condition

The AN level is acceptable for this fluid. The condition of the oil is suitable for further service.

## SAMPLE INFORMATION

	method	limit/base	current	history1	history2
Sample Number	Client Info		<b>WC0950229</b>	WC0928191	WC0882237
Sample Date	Client Info		<b>21 Jun 2024</b>	08 Apr 2024	29 Nov 2023
TSN	hrs	Client Info	<b>7771</b>	7697	7673
TSO	hrs	Client Info	<b>4013</b>	3188	3914
Oil Age	hrs	Client Info	<b>1378</b>	373	399
Oil Changed		Client Info	<b>Not Chngd</b>	N/A	N/A
Sample Status			<b>NORMAL</b>	NORMAL	NORMAL

## WEAR METALS

	method	limit/base	current	history1	history2
Iron	ppm	ASTM D5185(m) >8	<b>0</b>	0	0
Chromium	ppm	ASTM D5185(m) >2	<b>0</b>	0	0
Nickel	ppm	ASTM D5185(m) >2	<b>&lt;1</b>	0	<1
Titanium	ppm	ASTM D5185(m) >2	<b>0</b>	0	0
Silver	ppm	ASTM D5185(m) >2	<b>0</b>	0	<1
Aluminum	ppm	ASTM D5185(m) >2	<b>&lt;1</b>	0	0
Lead	ppm	ASTM D5185(m) >3	<b>0</b>	0	0
Copper	ppm	ASTM D5185(m) >3	<b>&lt;1</b>	<1	<1
Tin	ppm	ASTM D5185(m) >2	<b>0</b>	0	0
Antimony	ppm	ASTM D5185(m)	<b>0</b>	0	0
Vanadium	ppm	ASTM D5185(m)	<b>0</b>	0	0
Beryllium	ppm	ASTM D5185(m)	<b>0</b>	0	0
Cadmium	ppm	ASTM D5185(m)	<b>0</b>	0	0

## ADDITIVES

	method	limit/base	current	history1	history2
Boron	ppm	ASTM D5185(m) 0	<b>&lt;1</b>	<1	<1
Barium	ppm	ASTM D5185(m) 0	<b>0</b>	0	<1
Molybdenum	ppm	ASTM D5185(m) 0	<b>0</b>	0	0
Manganese	ppm	ASTM D5185(m)	<b>0</b>	0	0
Magnesium	ppm	ASTM D5185(m) 0	<b>&lt;1</b>	<1	0
Calcium	ppm	ASTM D5185(m) 0	<b>0</b>	0	0
Phosphorus	ppm	ASTM D5185(m) 2500	<b>2378</b>	2319	2155
Zinc	ppm	ASTM D5185(m) 0	<b>2</b>	2	2
Sulfur	ppm	ASTM D5185(m) 0	<b>2</b>	2	5
Lithium	ppm	ASTM D5185(m)	<b>&lt;1</b>	<1	<1

## CONTAMINANTS

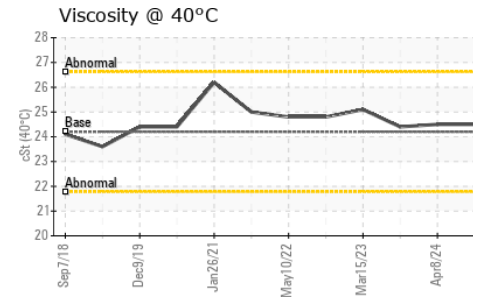
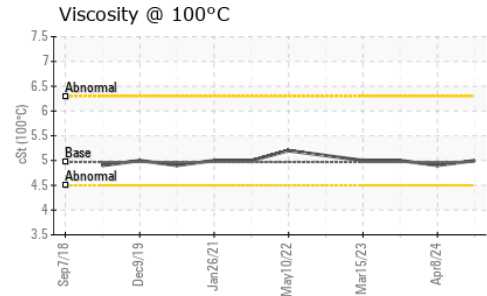
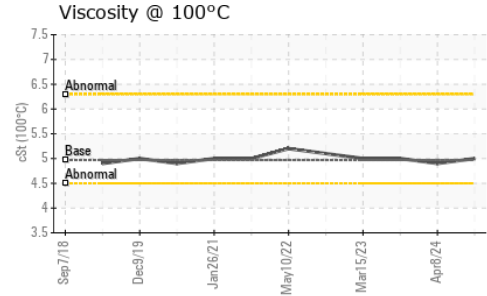
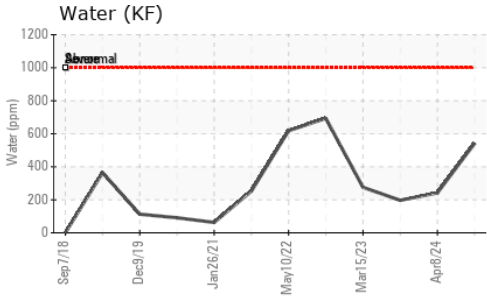
	method	limit/base	current	history1	history2
Silicon	ppm	ASTM D5185(m) >8	<b>0</b>	<1	3
Sodium	ppm	ASTM D5185(m)	<b>0</b>	0	<1
Potassium	ppm	ASTM D5185(m) >20	<b>0</b>	<1	0
Water	%	ASTM D6304* >.1001	<b>0.054</b>	0.024	0.019
ppm Water	ppm	ASTM D6304* >1001	<b>542</b>	242	197

## FLUID DEGRADATION

	method	limit/base	current	history1	history2
Acid Number (AN)	mg KOH/g	ASTM D974* 0.43	<b>0.37</b>	0.29	0.31



# OIL ANALYSIS REPORT

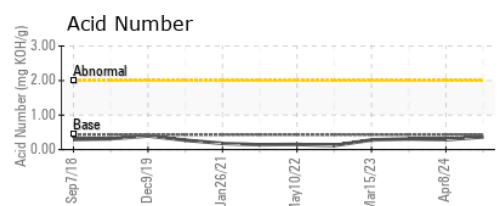
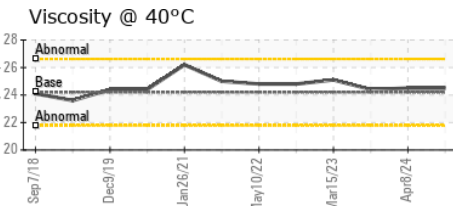
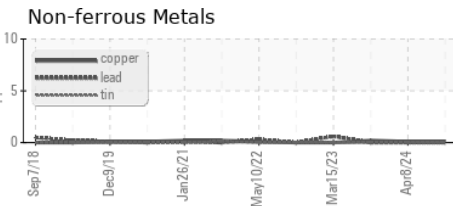
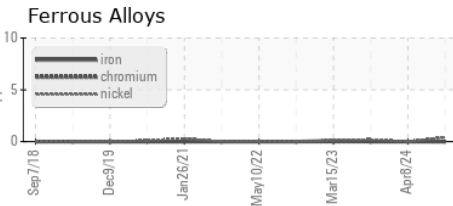


VISUAL	method	limit/base	current	history1	history2
White Metal	scalar	Visual*	NONE	NONE	NONE
Yellow Metal	scalar	Visual*	NONE	NONE	NONE
Precipitate	scalar	Visual*	NONE	NONE	NONE
Silt	scalar	Visual*	NONE	NONE	NONE
Debris	scalar	Visual*	NONE	NONE	NONE
Sand/Dirt	scalar	Visual*	NONE	NONE	NONE
Appearance	scalar	Visual*	NORML	NORML	NORML
Odor	scalar	Visual*	NORML	NORML	NORML
Emulsified Water	scalar	Visual*	>.1001	NEG	NEG
Free Water	scalar	Visual*		NEG	NEG

FLUID PROPERTIES	method	limit/base	current	history1	history2	
Visc @ 40°C	cSt	ASTM D7279(m)	24.2	<b>24.5</b>	24.5	24.4
Visc @ 100°C	cSt	ASTM D7279(m)	4.97	<b>5.0</b>	4.9	5
Viscosity Index (VI)	Scale	ASTM D2270*	134	<b>133</b>	125	134

SAMPLE IMAGES	method	limit/base	current	history1	history2
Color					
Bottom					

## GRAPHS



**Laboratory** : WearCheck - C8-1175 Appleby Line, Burlington, ON L7L 5H9  
**Sample No.** : WC0950229  
**Lab Number** : **02644817**  
**Unique Number** : 5802356  
**Test Package** : AVI 3  
**Received** : 02 Jul 2024  
**Tested** : 03 Jul 2024  
**Diagnosed** : 08 Jul 2024 - Kevin Marson

**FAST AIR LTD**  
 80 HANGAR LINE ROAD  
 WINNIPEG, MB  
 CA R3J 3Y7  
 Contact: Denis Bourgouin  
 denis.bourgouin@flyfastair.com  
 T: (204)772-7622  
 F: (204)783-2483


To discuss this sample report, contact Customer Service at 1-800-268-2131.  
 Test denoted (\*) outside scope of accreditation, (m) method modified, (e) tested at external lab.  
 Validity of results and interpretation are based on the sample and information as supplied.




# FERROGRAPHY REPORT

Area  
**(C-GLJV)**  
 Machine Id  
**[C-GLJV] KING AIR B200 94311**  
 Component  
**Right Jet Turbine**  
 Fluid  
**BP TURBO OIL 2380 (--- GAL)**


Magn: 200x Illum: BC



Magn: 50x Illum: RW



Magn: 100x Illum: RW

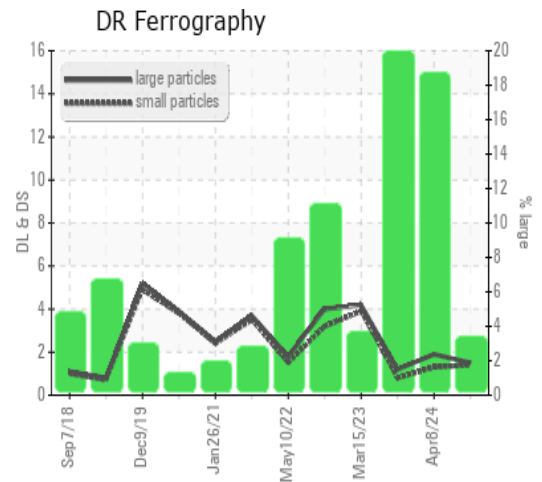


DR-FERROGRAPHY		method	limit/base	current	history1	history2
Large Particles		DR-Ferr*		1.5	1.9	1.2
Small Particles		DR-Ferr*		1.4	1.3	0.8
Total Particles		DR-Ferr*	>---	2.9	3.2	2
Large Particles Percentage	%	DR-Ferr*		3.4	18.7	20
Severity Index		DR-Ferr*		0	1	0

FERROGRAPHY		method	limit/base	current	history1	history2
Ferrous Rubbing	Scale 0-10	ASTM D7684*		1	1	1
Ferrous Sliding	Scale 0-10	ASTM D7684*				
Ferrous Cutting	Scale 0-10	ASTM D7684*				
Ferrous Rolling	Scale 0-10	ASTM D7684*		1	1	1
Ferrous Break-in	Scale 0-10	ASTM D7684*				
Ferrous Spheres	Scale 0-10	ASTM D7684*				
Ferrous Black Oxides	Scale 0-10	ASTM D7684*				
Ferrous Red Oxides	Scale 0-10	ASTM D7684*				
Ferrous Corrosive	Scale 0-10	ASTM D7684*				
Ferrous Other	Scale 0-10	ASTM D7684*				
Nonferrous Rubbing	Scale 0-10	ASTM D7684*				
Nonferrous Sliding	Scale 0-10	ASTM D7684*				
Nonferrous Cutting	Scale 0-10	ASTM D7684*				
Nonferrous Rolling	Scale 0-10	ASTM D7684*				
Nonferrous Other	Scale 0-10	ASTM D7684*				
Carbonaceous Material	Scale 0-10	ASTM D7684*				
Lubricant Degradation	Scale 0-10	ASTM D7684*				
Sand/Dirt	Scale 0-10	ASTM D7684*				1
Fibres	Scale 0-10	ASTM D7684*				
Spheres	Scale 0-10	ASTM D7684*				
Other	Scale 0-10	ASTM D7684*		1	1	1

### WEAR

All component wear rates are normal. The ferrography results are normal indicating no abnormal wear in the system.



*This page left intentionally blank*