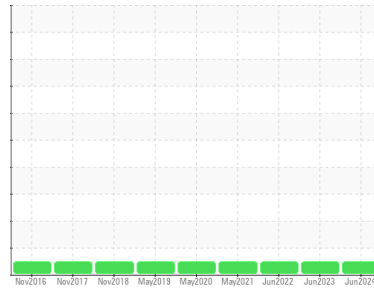




# OIL ANALYSIS REPORT

## Sample Rating Trend



**NORMAL**



Machine Id  
**JOHN DEERE GR005**  
 Component  
**Diesel Engine**  
 Fluid  
 **DIESEL ENGINE OIL SAE 15W40 (10 LTR)**

### DIAGNOSIS

#### Recommendation

Resample at the next service interval to monitor.

#### Wear

Metal levels are typical for a new component breaking in.

#### Contamination

There is no indication of any contamination in the oil.

#### Fluid Condition

The condition of the oil is acceptable for the time in service.

### SAMPLE INFORMATION

	method	limit/base	current	history1	history2
Sample Number	Client Info		<b>WC0918793</b>	WC0763977	WC0633997
Sample Date	Client Info		<b>18 Jun 2024</b>	08 Jun 2023	06 Jun 2022
Machine Age	hrs	Client Info	<b>377</b>	344	341
Oil Age	hrs	Client Info	<b>33</b>	3	2
Oil Changed	Client Info		<b>Changed</b>	N/A	Not Changd
Sample Status			<b>NORMAL</b>	NORMAL	NORMAL

### CONTAMINATION

	method	limit/base	current	history1	history2
Fuel	WC Method	>2.1	<b>&lt;1.0</b>	<1.0	<1.0
Water	WC Method	>0.21	<b>NEG</b>	NEG	NEG
Glycol	WC Method		<b>NEG</b>	NEG	NEG

### WEAR METALS

	method	limit/base	current	history1	history2	
Iron	ppm	ASTM D5185(m)	>51	<b>1</b>	1	1
Chromium	ppm	ASTM D5185(m)	>11	<b>0</b>	0	0
Nickel	ppm	ASTM D5185(m)	>5	<b>&lt;1</b>	0	0
Titanium	ppm	ASTM D5185(m)		<b>0</b>	0	<1
Silver	ppm	ASTM D5185(m)	>3	<b>0</b>	0	0
Aluminum	ppm	ASTM D5185(m)	>31	<b>&lt;1</b>	<1	<1
Lead	ppm	ASTM D5185(m)	>26	<b>0</b>	<1	0
Copper	ppm	ASTM D5185(m)	>26	<b>&lt;1</b>	<1	0
Tin	ppm	ASTM D5185(m)	>4	<b>0</b>	0	0
Antimony	ppm	ASTM D5185(m)		<b>0</b>	0	0
Vanadium	ppm	ASTM D5185(m)		<b>0</b>	0	0
Beryllium	ppm	ASTM D5185(m)		<b>0</b>	0	0
Cadmium	ppm	ASTM D5185(m)		<b>0</b>	0	0

### ADDITIVES

	method	limit/base	current	history1	history2	
Boron	ppm	ASTM D5185(m)	250	<b>4</b>	9	7
Barium	ppm	ASTM D5185(m)	10	<b>&lt;1</b>	0	0
Molybdenum	ppm	ASTM D5185(m)	100	<b>&lt;1</b>	4	6
Manganese	ppm	ASTM D5185(m)		<b>0</b>	0	0
Magnesium	ppm	ASTM D5185(m)	450	<b>14</b>	29	16
Calcium	ppm	ASTM D5185(m)	3000	<b>2001</b>	2071	2185
Phosphorus	ppm	ASTM D5185(m)	1150	<b>775</b>	884	839
Zinc	ppm	ASTM D5185(m)	1350	<b>902</b>	936	966
Sulfur	ppm	ASTM D5185(m)	4250	<b>2812</b>	2903	3004
Lithium	ppm	ASTM D5185(m)		<b>&lt;1</b>	<1	<1

### CONTAMINANTS

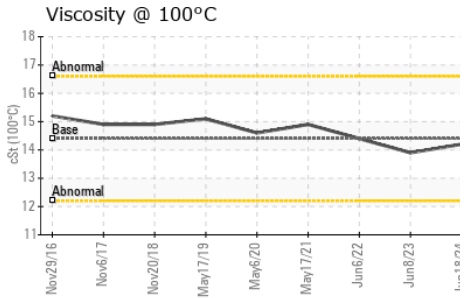
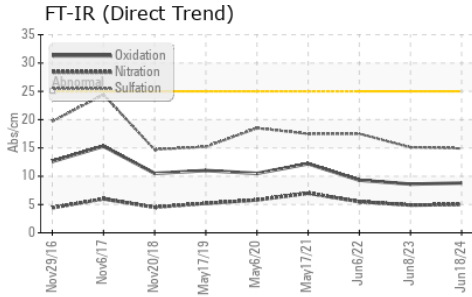
	method	limit/base	current	history1	history2	
Silicon	ppm	ASTM D5185(m)	>22	<b>&lt;1</b>	2	2
Sodium	ppm	ASTM D5185(m)	>158	<b>1</b>	2	2
Potassium	ppm	ASTM D5185(m)	>20	<b>&lt;1</b>	1	<1

### INFRA-RED

	method	limit/base	current	history1	history2	
Soot %	%	ASTM D7844*	>3	<b>0</b>	0	0
Nitration	Abs/cm	ASTM D7624*	>20	<b>5.0</b>	4.9	5.5
Sulfation	Abs/.1mm	ASTM D7415*	>30	<b>14.9</b>	15.1	17.5



# OIL ANALYSIS REPORT

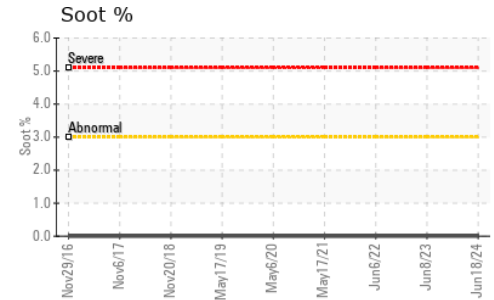
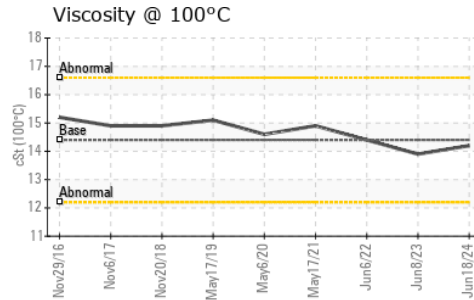
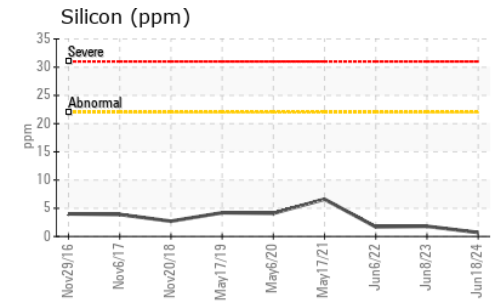
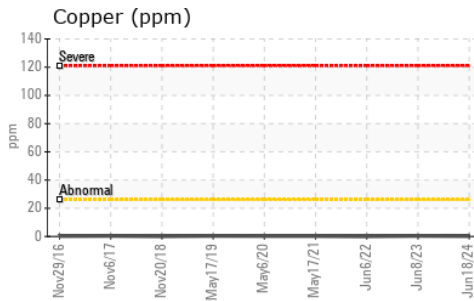
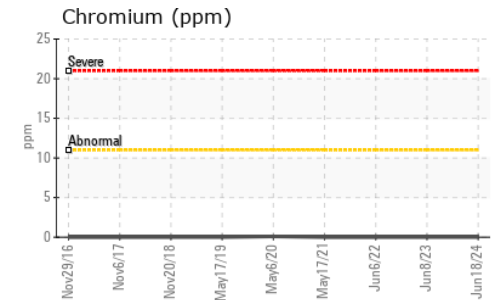
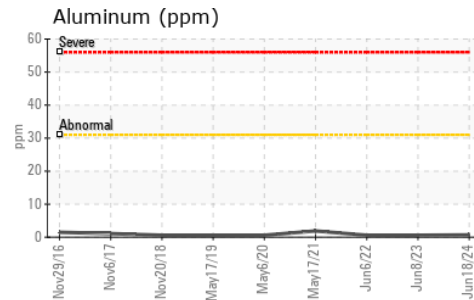
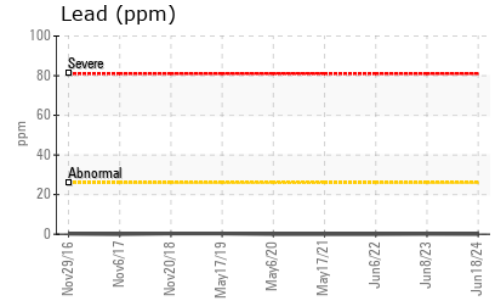
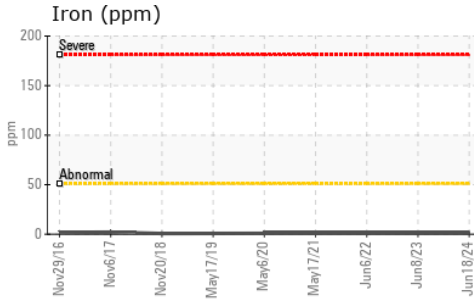


FLUID DEGRADATION	method	limit/base	current	history1	history2	
Oxidation	Abs./1mm	ASTM D7414*	>25	<b>8.8</b>	8.6	9.3

VISUAL	method	limit/base	current	history1	history2	
Emulsified Water	scalar	Visual*	>0.21	<b>NEG</b>	NEG	NEG
Free Water	scalar	Visual*		<b>NEG</b>	NEG	NEG

FLUID PROPERTIES	method	limit/base	current	history1	history2	
Visc @ 100°C	cSt	ASTM D7279(m)	14.4	<b>14.2</b>	13.9	14.4

## GRAPHS



**Laboratory** : WearCheck - C8-1175 Appleby Line, Burlington, ON L7L 5H9  
**Sample No.** : WC0918793 **Received** : 03 Jul 2024  
**Lab Number** : **02645151** **Tested** : 03 Jul 2024  
**Unique Number** : 5802690 **Diagnosed** : 03 Jul 2024 - Wes Davis  
**Test Package** : MOB 1

**GENCARE SERVICES LTD.**  
 360 SOVEREIGN ROAD  
 LONDON, ON  
 CA N6M 1A8  
 Contact: Teresa Matthews  
 tmatthews@gencare.com  
 T: (519)659-7118  
 F: (519)451-1707

To discuss this sample report, contact Customer Service at 1-800-268-2131.  
 Test denoted (\*) outside scope of accreditation, (m) method modified, (e) tested at external lab.  
 Validity of results and interpretation are based on the sample and information as supplied.