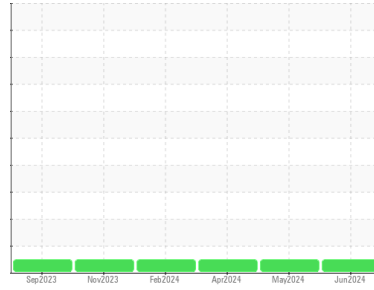




OIL ANALYSIS REPORT

Sample Rating Trend



NORMAL



Machine Id
EPIROC MT65 TRK220
 Component
Front Differential
 Fluid
GEAR OIL SAE 75W140 (--- GAL)

DIAGNOSIS

Recommendation

Resample at the next service interval to monitor.

Wear

All component wear rates are normal.

Contamination

There is no indication of any contamination in the oil.

Fluid Condition

The condition of the oil is acceptable for the time in service.

SAMPLE INFORMATION		method	limit/base	current	history1	history2
Sample Number	Client Info			WC0916299	WC0916327	WC0920210
Sample Date	Client Info			28 Jun 2024	27 May 2024	27 Apr 2024
Machine Age	hrs	Client Info		7652	7358	0
Oil Age	hrs	Client Info		0	500	0
Oil Changed	Client Info			Not Changed	Not Changed	N/A
Sample Status				NORMAL	NORMAL	NORMAL

CONTAMINATION		method	limit/base	current	history1	history2
Water	WC Method		>.2	NEG	NEG	NEG

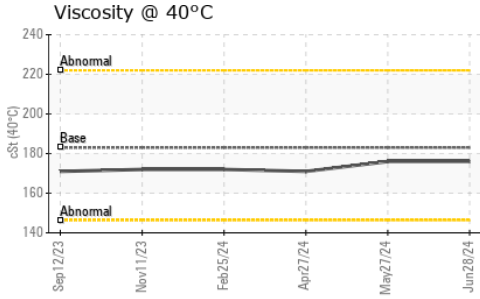
WEAR METALS		method	limit/base	current	history1	history2
Iron	ppm	ASTM D5185(m)	>500	48	38	62
Chromium	ppm	ASTM D5185(m)	>10	<1	0	0
Nickel	ppm	ASTM D5185(m)	>10	<1	0	0
Titanium	ppm	ASTM D5185(m)		0	0	0
Silver	ppm	ASTM D5185(m)		0	0	0
Aluminum	ppm	ASTM D5185(m)	>25	1	0	<1
Lead	ppm	ASTM D5185(m)	>25	0	0	0
Copper	ppm	ASTM D5185(m)	>100	1	<1	2
Tin	ppm	ASTM D5185(m)	>10	0	0	0
Antimony	ppm	ASTM D5185(m)	>5	0	0	0
Vanadium	ppm	ASTM D5185(m)		0	0	0
Beryllium	ppm	ASTM D5185(m)		0	0	0
Cadmium	ppm	ASTM D5185(m)		0	0	0

ADDITIVES		method	limit/base	current	history1	history2
Boron	ppm	ASTM D5185(m)	400	282	290	138
Barium	ppm	ASTM D5185(m)	200	<1	<1	0
Molybdenum	ppm	ASTM D5185(m)	12	0	0	0
Manganese	ppm	ASTM D5185(m)		<1	<1	<1
Magnesium	ppm	ASTM D5185(m)	12	<1	2	<1
Calcium	ppm	ASTM D5185(m)	150	14	17	6
Phosphorus	ppm	ASTM D5185(m)	1650	1094	1166	917
Zinc	ppm	ASTM D5185(m)	125	6	8	7
Sulfur	ppm	ASTM D5185(m)	22500	19212	19375	18815
Lithium	ppm	ASTM D5185(m)		<1	<1	<1

CONTAMINANTS		method	limit/base	current	history1	history2
Silicon	ppm	ASTM D5185(m)	>75	14	12	3
Sodium	ppm	ASTM D5185(m)		<1	<1	<1
Potassium	ppm	ASTM D5185(m)	>20	2	2	<1



OIL ANALYSIS REPORT



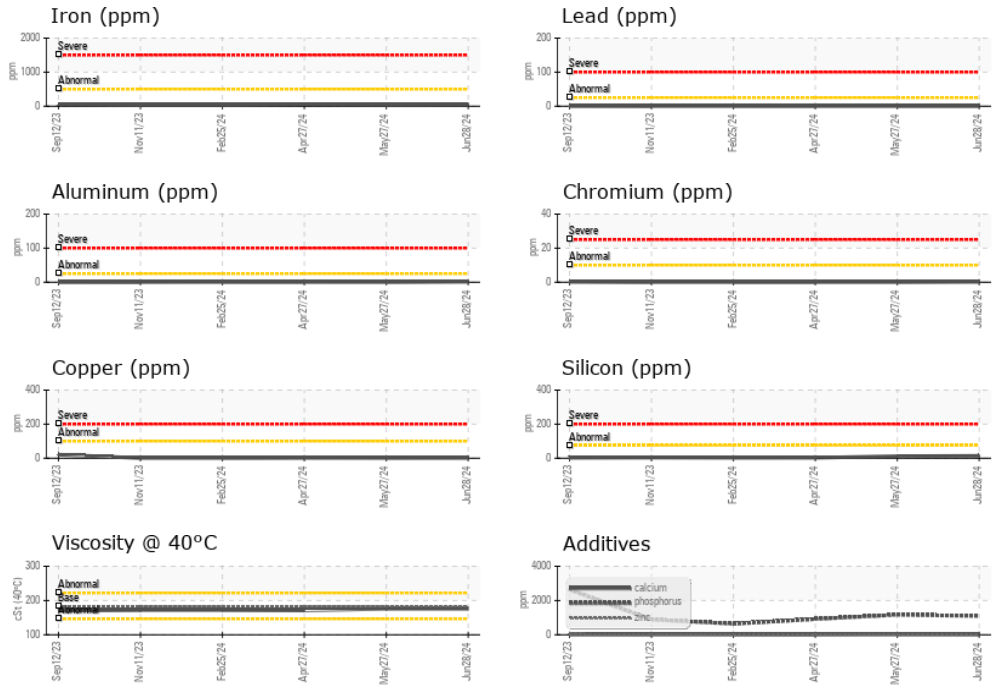
VISUAL	method	limit/base	current	history1	history2	
White Metal	scalar	Visual*	NONE	VLITE	NONE	LIGHT
Yellow Metal	scalar	Visual*	NONE	NONE	NONE	NONE
Precipitate	scalar	Visual*	NONE	NONE	NONE	NONE
Silt	scalar	Visual*	NONE	NONE	NONE	VLITE
Debris	scalar	Visual*	NONE	VLITE	VLITE	NONE
Sand/Dirt	scalar	Visual*	NONE	VLITE	NONE	NONE
Appearance	scalar	Visual*	NORML	NORML	NORML	NORML
Odor	scalar	Visual*	NORML	NORML	NORML	NORML
Emulsified Water	scalar	Visual*	>.2	NEG	NEG	NEG
Free Water	scalar	Visual*		NEG	NEG	NEG

FLUID PROPERTIES	method	limit/base	current	history1	history2	
Visc @ 40°C	cSt	ASTM D7279(m)	183	176	176	171

SAMPLE IMAGES	method	limit/base	current	history1	history2
---------------	--------	------------	---------	----------	----------



GRAPHS



Laboratory : WearCheck - C8-1175 Appleby Line, Burlington, ON L7L 5H9
Sample No. : WC0916299
Lab Number : **02645584**
Unique Number : 5803123
Test Package : MOB 1

Agnico Eagle Canada
 1350 Government Rd. W, MACASSA COMPLEX
 Kirkland Lake, ON
 CA P2N 3J1

To discuss this sample report, contact Customer Service at 1-800-268-2131.
 Test denoted (*) outside scope of accreditation, (m) method modified, (e) tested at external lab.
 Validity of results and interpretation are based on the sample and information as supplied.

Contact: Mitch Lamontagne
 AEM_KL_macassaoilsamplesresults@agnicoeagle.com
 T: (705)567-5208
 F: (705)567-5221