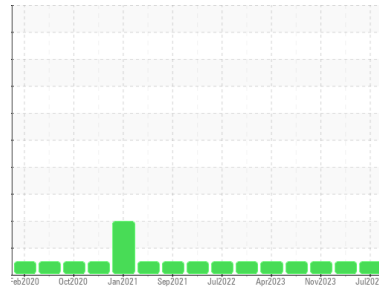




OIL ANALYSIS REPORT

Sample Rating Trend



NORMAL



Machine Id
150-M-009 Second Press First Drive
 Component
Gearbox
 Fluid
MOBIL SHC 630 (33 LTR)

DIAGNOSIS

Recommendation

Resample at the next service interval to monitor.

Wear

All component wear rates are normal.

Contamination

There is no indication of any contamination in the oil.

Fluid Condition

The AN level is acceptable for this fluid. The condition of the oil is suitable for further service.

SAMPLE INFORMATION

	method	limit/base	current	history1	history2
Sample Number	Client Info		WC0962303	WC0913369	WC0879789
Sample Date	Client Info		03 Jul 2024	26 Feb 2024	08 Nov 2023
Machine Age	hrs	Client Info	0	0	0
Oil Age	hrs	Client Info	0	0	0
Oil Changed	Client Info		N/A	N/A	N/A
Sample Status			NORMAL	NORMAL	NORMAL

CONTAMINATION

	method	limit/base	current	history1	history2
Water	WC Method	>0.2	NEG	NEG	NEG

WEAR METALS

	method	limit/base	current	history1	history2
PQ	ASTM D8184*		0	0	0
Iron	ppm	ASTM D5185(m) >200	0	0	0
Chromium	ppm	ASTM D5185(m) >15	0	0	0
Nickel	ppm	ASTM D5185(m) >15	<1	<1	<1
Titanium	ppm	ASTM D5185(m)	0	0	0
Silver	ppm	ASTM D5185(m)	0	0	<1
Aluminum	ppm	ASTM D5185(m) >25	0	<1	0
Lead	ppm	ASTM D5185(m) >100	0	0	0
Copper	ppm	ASTM D5185(m) >200	<1	<1	<1
Tin	ppm	ASTM D5185(m) >25	0	0	0
Antimony	ppm	ASTM D5185(m) >5	0	0	0
Vanadium	ppm	ASTM D5185(m)	0	0	0
Beryllium	ppm	ASTM D5185(m)	0	0	0
Cadmium	ppm	ASTM D5185(m)	0	0	0

ADDITIVES

	method	limit/base	current	history1	history2
Boron	ppm	ASTM D5185(m)	<1	0	<1
Barium	ppm	ASTM D5185(m)	0	0	<1
Molybdenum	ppm	ASTM D5185(m)	0	0	0
Manganese	ppm	ASTM D5185(m)	0	0	0
Magnesium	ppm	ASTM D5185(m)	0	0	0
Calcium	ppm	ASTM D5185(m)	<1	<1	<1
Phosphorus	ppm	ASTM D5185(m)	274	292	278
Zinc	ppm	ASTM D5185(m)	5	5	6
Sulfur	ppm	ASTM D5185(m)	380	446	376
Lithium	ppm	ASTM D5185(m)	<1	<1	<1

CONTAMINANTS

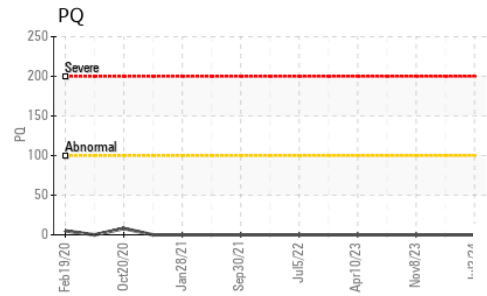
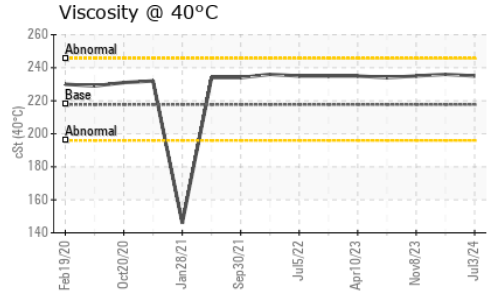
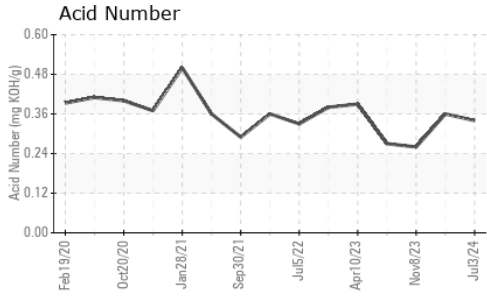
	method	limit/base	current	history1	history2
Silicon	ppm	ASTM D5185(m) >50	1	3	1
Sodium	ppm	ASTM D5185(m)	0	0	<1
Potassium	ppm	ASTM D5185(m) >20	0	<1	0

FLUID DEGRADATION

	method	limit/base	current	history1	history2
Acid Number (AN)	mg KOH/g	ASTM D974*	0.34	0.36	0.26




OIL ANALYSIS REPORT



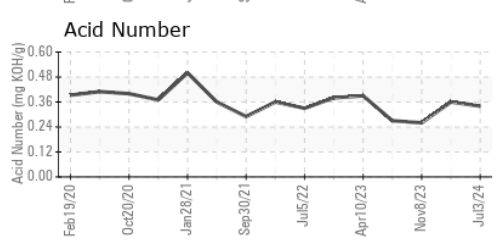
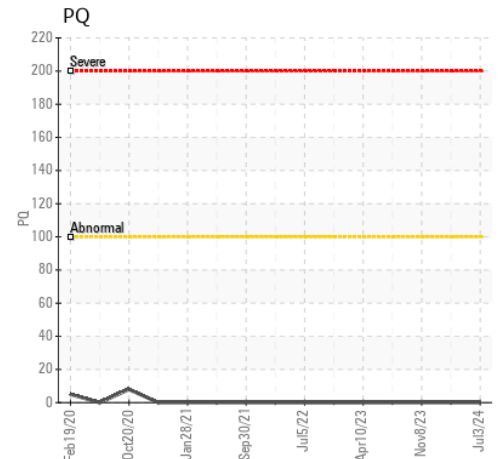
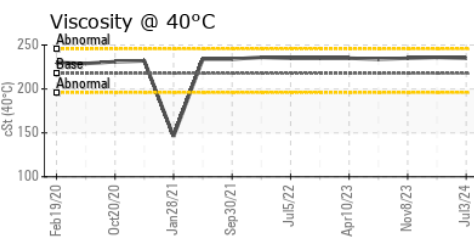
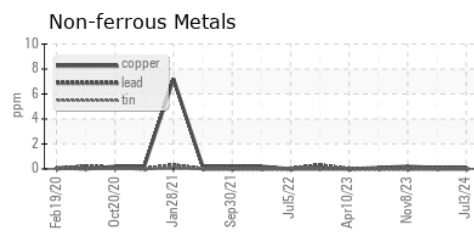
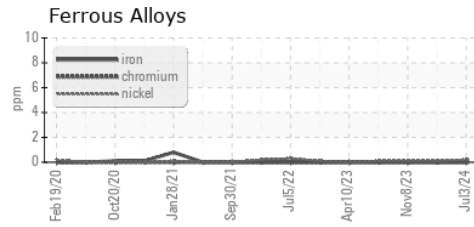
VISUAL	method	limit/base	current	history1	history2
White Metal	scalar	Visual*	NONE	VLITE	NONE
Yellow Metal	scalar	Visual*	NONE	NONE	NONE
Precipitate	scalar	Visual*	NONE	NONE	NONE
Silt	scalar	Visual*	NONE	NONE	NONE
Debris	scalar	Visual*	NONE	NONE	NONE
Sand/Dirt	scalar	Visual*	NONE	VLITE	NONE
Appearance	scalar	Visual*	NORML	NORML	NORML
Odor	scalar	Visual*	NORML	NORML	NORML
Emulsified Water	scalar	Visual*	>0.2	NEG	NEG
Free Water	scalar	Visual*		NEG	NEG

FLUID PROPERTIES	method	limit/base	current	history1	history2
Visc @ 40°C	cSt	ASTM D7279(m)	217.7	235	236

SAMPLE IMAGES	method	limit/base	current	history1	history2
---------------	--------	------------	---------	----------	----------



GRAPHS



Laboratory : WearCheck - C8-1175 Appleby Line, Burlington, ON L7L 5H9
Sample No. : WC0962303 **Received** : 04 Jul 2024
Lab Number : **02645616** **Tested** : 05 Jul 2024
Unique Number : 5803155 **Diagnosed** : 05 Jul 2024 - Wes Davis
Test Package : IND 2 (Additional Tests: TAN Man)

To discuss this sample report, contact Customer Service at 1-800-268-2131.
 Test denoted (*) outside scope of accreditation, (m) method modified, (e) tested at external lab.
 Validity of results and interpretation are based on the sample and information as supplied.

New Forest Paper Mill
 333 Progress Avenue
 Scarborough, ON
 CA M1P 2Z7
 Contact: Nayan Patel
 nayan_patel@atlantic.ca
 T: (519)991-8496
 F: (416)298-5386