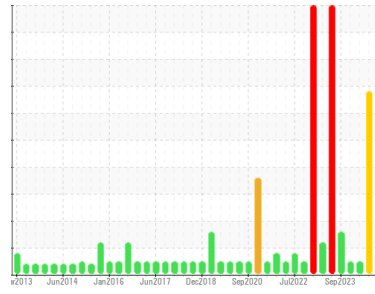




# OIL ANALYSIS REPORT

Sample Rating Trend



## VISCOSITY



Area  
**2 Phoenix/020 ISO Dewax/C Compressor/101A H2 Makeup Comp**  
 Machine Id  
**N/A 20C101A (North)**  
 Component  
**Reciprocating Compressor**  
 Fluid  
**PETRO CANADA COMPRO COMPRESSOR FLUID 100 (254 LTR)**

### DIAGNOSIS

#### Recommendation

Resample at the next service interval to monitor.

#### Wear

All component wear rates are normal.

#### Contamination

The system cleanliness is acceptable for your target ISO 4406 cleanliness code. The water content is negligible. The system and fluid cleanliness is acceptable.

#### Fluid Condition

Additive levels indicate the addition of a different brand, or type of oil. The oil viscosity is lower than typical, possibly indicating the addition of lighter grade oil. The AN level is acceptable for this fluid.

### SAMPLE INFORMATION

	method	limit/base	current	history1	history2
Sample Number	Client Info		<b>WC0957460</b>	WC0912445	WC0883391
Sample Date	Client Info		<b>02 Jul 2024</b>	12 Mar 2024	13 Dec 2023
Machine Age	hrs	Client Info	<b>0</b>	0	0
Oil Age	hrs	Client Info	<b>0</b>	0	0
Oil Changed	Client Info		<b>N/A</b>	N/A	N/A
Sample Status			<b>ATTENTION</b>	SEVERE	NORMAL

### WEAR METALS

	method	limit/base	current	history1	history2
PQ	ASTM D8184*		<b>0</b>	---	---
Iron	ppm	ASTM D5185(m) >50	<b>&lt;1</b>	<1	0
Chromium	ppm	ASTM D5185(m) >10	<b>0</b>	0	0
Nickel	ppm	ASTM D5185(m)	<b>&lt;1</b>	<1	0
Titanium	ppm	ASTM D5185(m)	<b>0</b>	0	0
Silver	ppm	ASTM D5185(m)	<b>0</b>	0	<1
Aluminum	ppm	ASTM D5185(m) >25	<b>&lt;1</b>	<1	<1
Lead	ppm	ASTM D5185(m) >25	<b>0</b>	0	0
Copper	ppm	ASTM D5185(m) >50	<b>&lt;1</b>	<1	<1
Tin	ppm	ASTM D5185(m) >15	<b>0</b>	0	0
Antimony	ppm	ASTM D5185(m)	<b>0</b>	0	0
Vanadium	ppm	ASTM D5185(m)	<b>0</b>	0	0
Beryllium	ppm	ASTM D5185(m)	<b>0</b>	0	0
Cadmium	ppm	ASTM D5185(m)	<b>0</b>	0	0

### ADDITIVES

	method	limit/base	current	history1	history2
Boron	ppm	ASTM D5185(m) 0	<b>&lt;1</b>	0	<1
Barium	ppm	ASTM D5185(m) 0	<b>0</b>	0	<1
Molybdenum	ppm	ASTM D5185(m) 0	<b>0</b>	0	0
Manganese	ppm	ASTM D5185(m)	<b>0</b>	0	0
Magnesium	ppm	ASTM D5185(m) 0	<b>&lt;1</b>	<1	0
Calcium	ppm	ASTM D5185(m) 0	<b>&lt;1</b>	<1	<1
Phosphorus	ppm	ASTM D5185(m) 50	<b>2</b>	<1	2
Zinc	ppm	ASTM D5185(m) 0	<b>&lt;1</b>	<1	<1
Sulfur	ppm	ASTM D5185(m) 1500	<b>2171</b>	3167	3021
Lithium	ppm	ASTM D5185(m)	<b>&lt;1</b>	<1	<1

### CONTAMINANTS

	method	limit/base	current	history1	history2
Silicon	ppm	ASTM D5185(m) >25	<b>0</b>	0	0
Sodium	ppm	ASTM D5185(m)	<b>0</b>	0	0
Potassium	ppm	ASTM D5185(m) >20	<b>0</b>	1	0
Water	%	ASTM D6304* >0.1	<b>0.002</b>	0.003	0.002
ppm Water	ppm	ASTM D6304* >1000	<b>21</b>	27	22

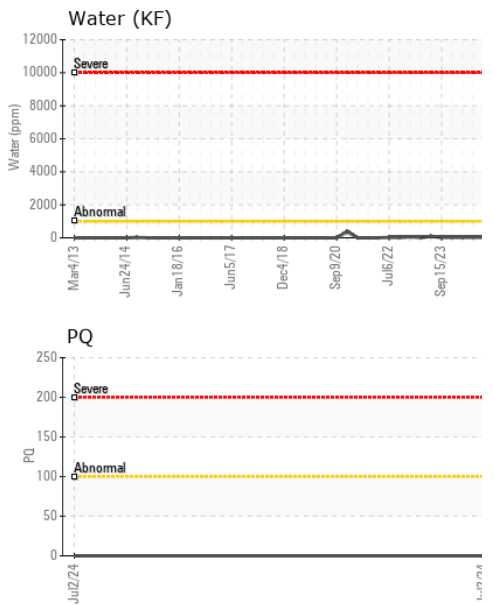
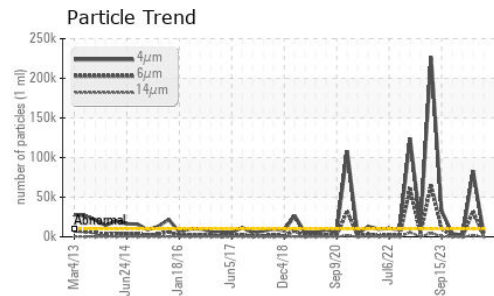
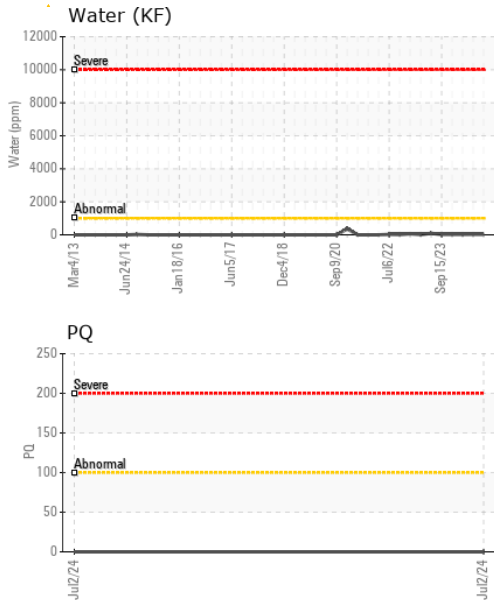
### FLUID CLEANLINESS

	method	limit/base	current	history1	history2
Particles >4µm	ASTM D7647	>10000	<b>5438</b>	▲ 83254	2006
Particles >6µm	ASTM D7647	>2500	<b>1455</b>	▲ 32197	462
Particles >14µm	ASTM D7647	>320	<b>78</b>	▲ 1426	13
Particles >21µm	ASTM D7647	>80	<b>17</b>	● 156	2
Particles >38µm	ASTM D7647	>20	<b>2</b>	9	0
Particles >71µm	ASTM D7647	>4	<b>1</b>	3	0

Oil Cleanliness	ISO 4406 (c)	>20/18/15	<b>20/18/13</b>	▲ 24/22/18	18/16/11
-----------------	--------------	-----------	-----------------	------------	----------



# OIL ANALYSIS REPORT




FLUID DEGRADATION		method	limit/base	current	history1	history2
Acid Number (AN)	mg KOH/g	ASTM D974*	0.3	<b>0.07</b>	0.05	0.09

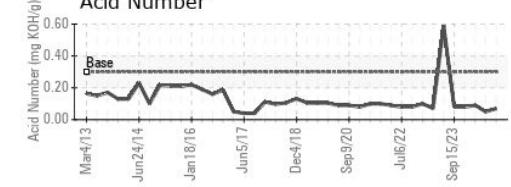
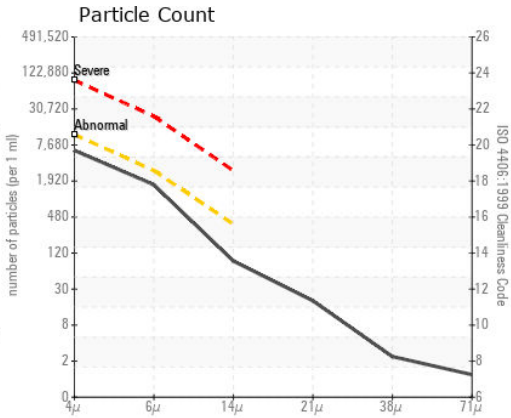
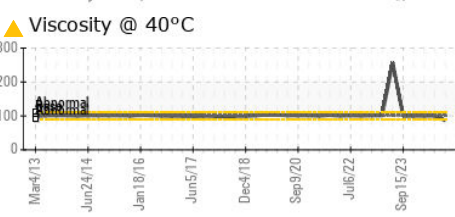
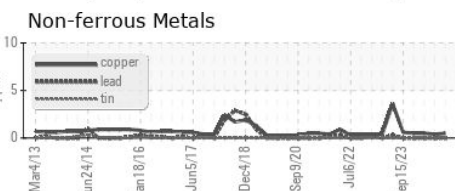
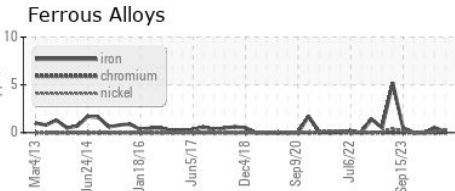
VISUAL		method	limit/base	current	history1	history2
White Metal	scalar	Visual*	NONE	<b>NONE</b>	NONE	NONE
Yellow Metal	scalar	Visual*	NONE	<b>NONE</b>	NONE	NONE
Precipitate	scalar	Visual*	NONE	<b>NONE</b>	NONE	NONE
Silt	scalar	Visual*	NONE	<b>NONE</b>	NONE	NONE
Debris	scalar	Visual*	NONE	<b>VLITE</b>	NONE	NONE
Sand/Dirt	scalar	Visual*	NONE	<b>NONE</b>	NONE	NONE
Appearance	scalar	Visual*	NORML	<b>NORML</b>	▲ WGOIL	NORML
Odor	scalar	Visual*	NORML	<b>NORML</b>	NORML	NORML
Emulsified Water	scalar	Visual*	>0.1	<b>NEG</b>	.2%	NEG
Free Water	scalar	Visual*		<b>NEG</b>	▲ 1%	NEG

FLUID PROPERTIES		method	limit/base	current	history1	history2
Visc @ 40°C	cSt	ASTM D7279(m)	101.0	▲ <b>86.7</b>	100	99.8

SAMPLE IMAGES		method	limit/base	current	history1	history2
---------------	--	--------	------------	---------	----------	----------



## GRAPHS



**Laboratory** : WearCheck - C8-1175 Appleby Line, Burlington, ON L7L 5H9  
**Sample No.** : WC0957460 **Received** : 09 Jul 2024  
**Lab Number** : **02646728** **Tested** : 15 Jul 2024  
**Unique Number** : 5812280 **Diagnosed** : 15 Jul 2024 - Kevin Marson  
**Test Package** : IND 2 ( Additional Tests: KF, PQ, TAN Man )

**Petro Canada Lubricants Inc.**  
 385 Southdown Road  
 Mississauga, ON  
 CA L5J 2Y3  
 Contact: Martin Wagenaar  
 martin.wagenaar@HFSinclair.com  
 T: (905)403-5682  
 F: (905)822-6025

To discuss this sample report, contact Customer Service at 1-800-268-2131.  
 Test denoted (\*) outside scope of accreditation, (m) method modified, (e) tested at external lab.  
 Validity of results and interpretation are based on the sample and information as supplied.