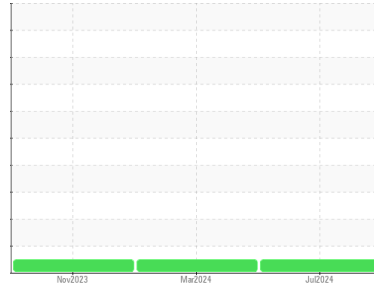




OIL ANALYSIS REPORT

Sample Rating Trend



NORMAL



Machine Id

100-049

Component

Left Swing Drive

Fluid

PETRO CANADA TRAXON 80W90 (--- GAL)

DIAGNOSIS

Recommendation

Resample at the next service interval to monitor. Please specify the component make and model with your next sample.

Wear

All component wear rates are normal.

Contamination

There is no indication of any contamination in the oil.

Fluid Condition

The condition of the oil is acceptable for the time in service.

SAMPLE INFORMATION		method	limit/base	current	history1	history2
Sample Number	Client Info			WC0952908	WC0920814	WC0872863
Sample Date	Client Info			04 Jul 2024	21 Mar 2024	20 Nov 2023
Machine Age	hrs	Client Info		0	0	0
Oil Age	hrs	Client Info		0	0	0
Oil Changed	Client Info			Changed	N/A	Changed
Sample Status				NORMAL	NORMAL	NORMAL

CONTAMINATION		method	limit/base	current	history1	history2
Water	WC Method		>0.2	NEG	NEG	NEG

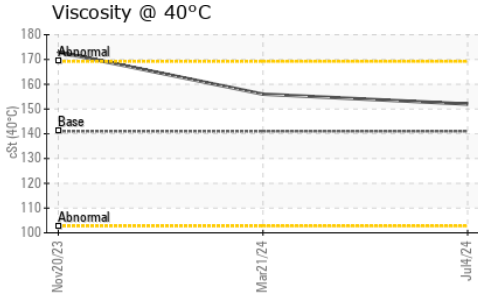
WEAR METALS		method	limit/base	current	history1	history2
Iron	ppm	ASTM D5185(m)	>400	83	99	134
Chromium	ppm	ASTM D5185(m)	>10	2	2	3
Nickel	ppm	ASTM D5185(m)	>10	<1	0	<1
Titanium	ppm	ASTM D5185(m)		0	0	0
Silver	ppm	ASTM D5185(m)		0	0	<1
Aluminum	ppm	ASTM D5185(m)	>25	1	<1	<1
Lead	ppm	ASTM D5185(m)	>50	0	0	<1
Copper	ppm	ASTM D5185(m)	>200	10	12	15
Tin	ppm	ASTM D5185(m)	>10	0	0	0
Antimony	ppm	ASTM D5185(m)	>5	0	0	0
Vanadium	ppm	ASTM D5185(m)		0	0	0
Beryllium	ppm	ASTM D5185(m)		0	0	0
Cadmium	ppm	ASTM D5185(m)		0	0	0

ADDITIVES		method	limit/base	current	history1	history2
Boron	ppm	ASTM D5185(m)	243	133	98	<1
Barium	ppm	ASTM D5185(m)	1	1	1	2
Molybdenum	ppm	ASTM D5185(m)		0	0	0
Manganese	ppm	ASTM D5185(m)		2	2	3
Magnesium	ppm	ASTM D5185(m)	2	<1	<1	<1
Calcium	ppm	ASTM D5185(m)	6	4	3	5
Phosphorus	ppm	ASTM D5185(m)	987	693	597	321
Zinc	ppm	ASTM D5185(m)	1	9	10	18
Sulfur	ppm	ASTM D5185(m)	21530	16253	15690	14663
Lithium	ppm	ASTM D5185(m)		<1	<1	<1

CONTAMINANTS		method	limit/base	current	history1	history2
Silicon	ppm	ASTM D5185(m)	>50	14	15	19
Sodium	ppm	ASTM D5185(m)		<1	1	2
Potassium	ppm	ASTM D5185(m)	>20	<1	0	0




OIL ANALYSIS REPORT



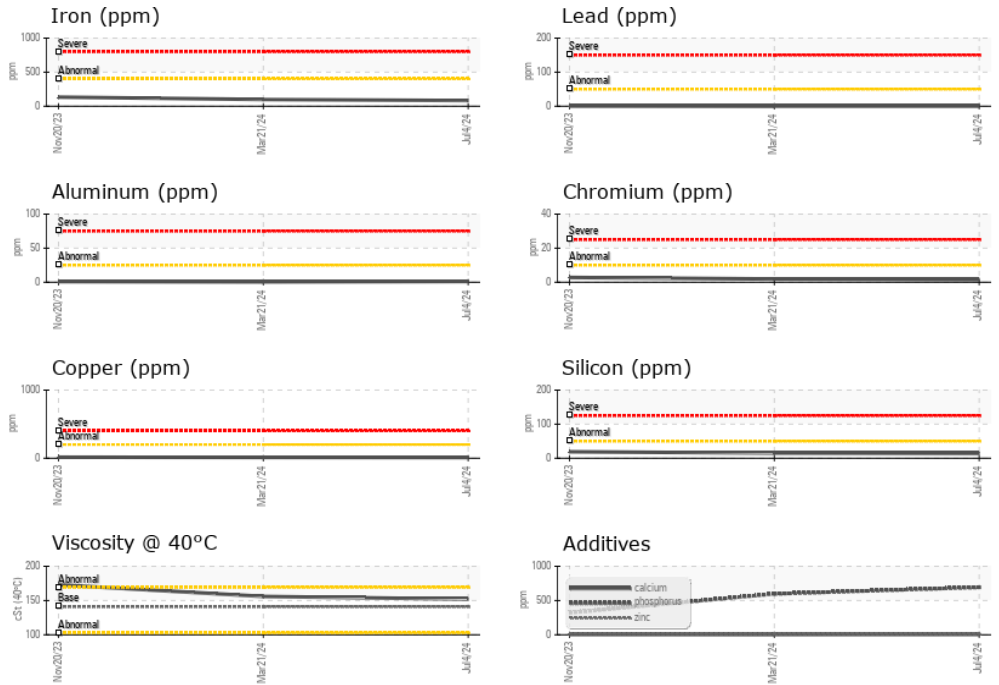
VISUAL	method	limit/base	current	history1	history2	
White Metal	scalar	Visual*	NONE	VLITE	NONE	NONE
Yellow Metal	scalar	Visual*	NONE	NONE	NONE	NONE
Precipitate	scalar	Visual*	NONE	NONE	NONE	NONE
Silt	scalar	Visual*	NONE	NONE	NONE	NONE
Debris	scalar	Visual*	NONE	NONE	VLITE	NONE
Sand/Dirt	scalar	Visual*	NONE	NONE	NONE	NONE
Appearance	scalar	Visual*	NORML	NORML	NORML	NORML
Odor	scalar	Visual*	NORML	NORML	NORML	NORML
Emulsified Water	scalar	Visual*	>0.2	NEG	NEG	NEG
Free Water	scalar	Visual*		NEG	NEG	NEG

FLUID PROPERTIES	method	limit/base	current	history1	history2	
Visc @ 40°C	cSt	ASTM D7279(m)	141.0	152	156	173

SAMPLE IMAGES	method	limit/base	current	history1	history2
---------------	--------	------------	---------	----------	----------



GRAPHS



Laboratory : WearCheck - C8-1175 Appleby Line, Burlington, ON L7L 5H9
Sample No. : WC0952908
Lab Number : **02647156**
Unique Number : 5812708
Test Package : MOBCE

RONI/IRON SHORE EXCAVATING LTD.
 100 MACINTOSH BLVD
 VAUGHAN, ON
 CA L4K 4P3
 Contact: Service Team
 service.team@roni.ca

To discuss this sample report, contact Customer Service at 1-800-268-2131.
 Test denoted (*) outside scope of accreditation, (m) method modified, (e) tested at external lab.
 Validity of results and interpretation are based on the sample and information as supplied.