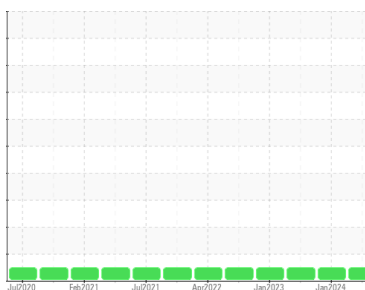




OIL ANALYSIS REPORT

Sample Rating Trend



NORMAL



Machine Id
9020
 Component
5 Swing Drive
 Fluid
BELRAY 100 EP GEAR OIL 680 (377 GAL)

DIAGNOSIS

Recommendation

Resample at the next service interval to monitor. Please specify the component make and model with your next sample.

Wear

All component wear rates are normal.

Contamination

There is no indication of any contamination in the oil.

Fluid Condition

The condition of the oil is acceptable for the time in service.

SAMPLE INFORMATION		method	limit/base	current	history1	history2
Sample Number	Client Info			BR0000869	BR0000812	BR0000725
Sample Date	Client Info			27 Jun 2024	17 Jan 2024	21 Sep 2023
Machine Age	hrs	Client Info		159361	155683	0
Oil Age	hrs	Client Info		0	0	0
Oil Changed	Client Info			N/A	N/A	N/A
Sample Status				NORMAL	NORMAL	NORMAL

CONTAMINATION		method	limit/base	current	history1	history2
Water	WC Method		>0.2	NEG	NEG	NEG

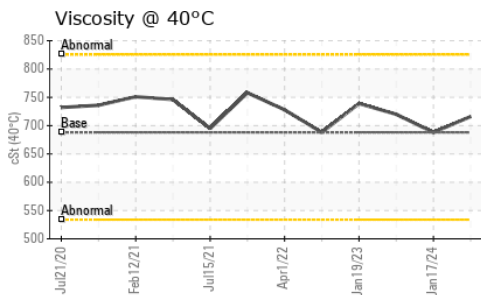
WEAR METALS		method	limit/base	current	history1	history2
Iron	ppm	ASTM D5185(m)	>400	5	4	4
Chromium	ppm	ASTM D5185(m)	>10	0	0	0
Nickel	ppm	ASTM D5185(m)	>10	<1	<1	<1
Titanium	ppm	ASTM D5185(m)		0	0	0
Silver	ppm	ASTM D5185(m)		0	0	<1
Aluminum	ppm	ASTM D5185(m)	>25	<1	<1	<1
Lead	ppm	ASTM D5185(m)	>50	1	1	1
Copper	ppm	ASTM D5185(m)	>200	59	50	42
Tin	ppm	ASTM D5185(m)	>10	0	0	0
Antimony	ppm	ASTM D5185(m)	>5	408	430	467
Vanadium	ppm	ASTM D5185(m)		0	0	0
Beryllium	ppm	ASTM D5185(m)		0	0	0
Cadmium	ppm	ASTM D5185(m)		0	0	0

ADDITIVES		method	limit/base	current	history1	history2
Boron	ppm	ASTM D5185(m)		<1	<1	<1
Barium	ppm	ASTM D5185(m)		0	0	<1
Molybdenum	ppm	ASTM D5185(m)		57	55	55
Manganese	ppm	ASTM D5185(m)		0	0	0
Magnesium	ppm	ASTM D5185(m)		<1	0	0
Calcium	ppm	ASTM D5185(m)		3	4	2
Phosphorus	ppm	ASTM D5185(m)		190	189	190
Zinc	ppm	ASTM D5185(m)		25	23	19
Sulfur	ppm	ASTM D5185(m)		12641	13504	12551
Lithium	ppm	ASTM D5185(m)		<1	<1	<1

CONTAMINANTS		method	limit/base	current	history1	history2
Silicon	ppm	ASTM D5185(m)	>50	4	5	4
Sodium	ppm	ASTM D5185(m)		0	0	<1
Potassium	ppm	ASTM D5185(m)	>20	0	<1	0




OIL ANALYSIS REPORT



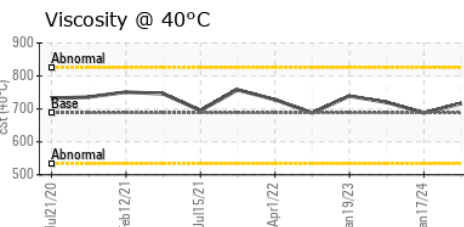
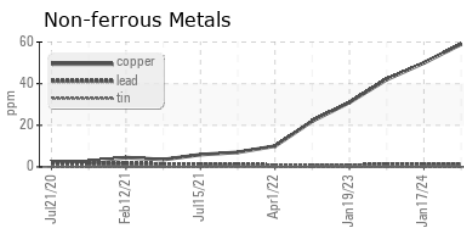
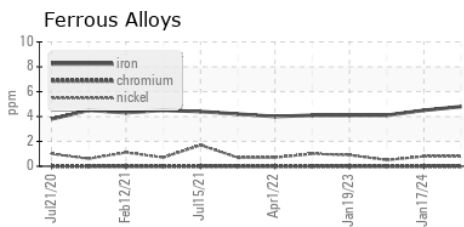
VISUAL	method	limit/base	current	history1	history2
White Metal	scalar	Visual*	NONE	NONE	NONE
Yellow Metal	scalar	Visual*	NONE	NONE	NONE
Precipitate	scalar	Visual*	NONE	NONE	NONE
Silt	scalar	Visual*	NONE	NONE	NONE
Debris	scalar	Visual*	NONE	NONE	NONE
Sand/Dirt	scalar	Visual*	NONE	NONE	NONE
Appearance	scalar	Visual*	NORML	NORML	NORML
Odor	scalar	Visual*	NORML	NORML	NORML
Emulsified Water	scalar	Visual*	>0.2	NEG	NEG
Free Water	scalar	Visual*		NEG	NEG

FLUID PROPERTIES	method	limit/base	current	history1	history2	
Visc @ 40°C	cSt	ASTM D7279(m)	688	716	688	720

SAMPLE IMAGES	method	limit/base	current	history1	history2
---------------	--------	------------	---------	----------	----------



GRAPHS



Laboratory : WearCheck - C8-1175 Appleby Line, Burlington, ON L7L 5H9 **CAN JER INDUSTRIAL LUBRICANT LTD**
Sample No. : BR0000869 **Received** : 10 Jul 2024 **419 MISSISSIPPIAN DRIVE**
Lab Number : **02647232** **Tested** : 11 Jul 2024 **ESTEVAN, SK**
Unique Number : 5812784 **Diagnosed** : 11 Jul 2024 - Kevin Marson **CA S4A 2A4**
Test Package : IND 1 **Contact: LONDON LILLEJORD**
lilljrd@canjer.com

To discuss this sample report, contact Customer Service at 1-800-268-2131.
 Test denoted (*) outside scope of accreditation, (m) method modified, (e) tested at external lab.
 Validity of results and interpretation are based on the sample and information as supplied.