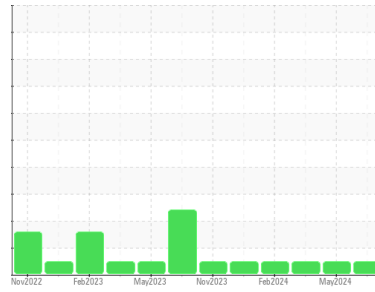




OIL ANALYSIS REPORT

Sample Rating Trend



NORMAL



Machine Id

2120

Component

Natural Gas Engine

Fluid

VALVOLINE PREMIUM BLUE 9200 15W40 (--- GAL)

DIAGNOSIS

Recommendation

Resample at the next service interval to monitor. Please specify the component make and model with your next sample.

Wear

Metal levels are typical for a new component breaking in.

Contamination

There is no indication of any contamination in the oil.

Fluid Condition

The condition of the oil is acceptable for the time in service.

SAMPLE INFORMATION

	method	limit/base	current	history1	history2
Sample Number	Client Info		WC0917411	WC0937154	WC0917671
Sample Date	Client Info		04 Jul 2024	08 May 2024	26 Mar 2024
Machine Age	kms	Client Info	90374	78430	69781
Oil Age	kms	Client Info	0	0	0
Oil Changed	Client Info		N/A	N/A	N/A
Sample Status			NORMAL	NORMAL	NORMAL

CONTAMINATION

	method	limit/base	current	history1	history2
Water	WC Method	>0.1	NEG	NEG	NEG

WEAR METALS

	method	limit/base	current	history1	history2	
Iron	ppm	ASTM D5185(m)	>50	9	7	8
Chromium	ppm	ASTM D5185(m)	>4	<1	0	0
Nickel	ppm	ASTM D5185(m)	>2	<1	0	<1
Titanium	ppm	ASTM D5185(m)		0	0	0
Silver	ppm	ASTM D5185(m)	>3	0	0	0
Aluminum	ppm	ASTM D5185(m)	>9	1	1	<1
Lead	ppm	ASTM D5185(m)	>30	1	0	0
Copper	ppm	ASTM D5185(m)	>35	1	<1	1
Tin	ppm	ASTM D5185(m)	>4	<1	0	0
Antimony	ppm	ASTM D5185(m)		0	0	0
Vanadium	ppm	ASTM D5185(m)		0	0	0
Beryllium	ppm	ASTM D5185(m)		0	0	0
Cadmium	ppm	ASTM D5185(m)		0	0	0

ADDITIVES

	method	limit/base	current	history1	history2	
Boron	ppm	ASTM D5185(m)		8	12	10
Barium	ppm	ASTM D5185(m)		0	0	0
Molybdenum	ppm	ASTM D5185(m)		55	52	53
Manganese	ppm	ASTM D5185(m)		<1	<1	0
Magnesium	ppm	ASTM D5185(m)		816	775	769
Calcium	ppm	ASTM D5185(m)		1245	1208	1209
Phosphorus	ppm	ASTM D5185(m)		615	593	602
Zinc	ppm	ASTM D5185(m)		870	831	838
Sulfur	ppm	ASTM D5185(m)		1945	1880	1930
Lithium	ppm	ASTM D5185(m)		<1	<1	<1

CONTAMINANTS

	method	limit/base	current	history1	history2	
Silicon	ppm	ASTM D5185(m)	>+100	4	4	4
Sodium	ppm	ASTM D5185(m)		2	2	2
Potassium	ppm	ASTM D5185(m)	>20	0	<1	<1

INFRA-RED

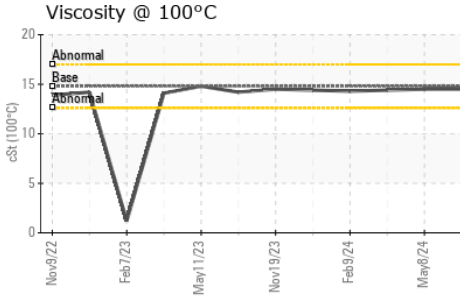
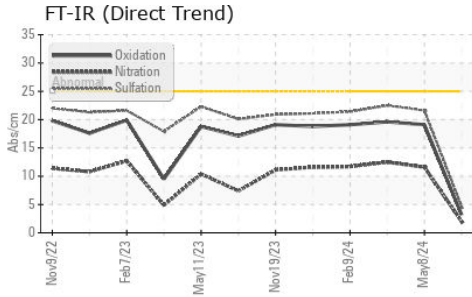
	method	limit/base	current	history1	history2	
Soot %	%	ASTM D7844*		0	0	0
Nitration	Abs/cm	ASTM D7624*	>20	2.0	11.6	12.5
Sulfation	Abs/.1mm	ASTM D7415*	>30	4.7	21.6	22.5

FLUID DEGRADATION

	method	limit/base	current	history1	history2	
Oxidation	Abs/.1mm	ASTM D7414*	>25	3.2	19.1	19.6




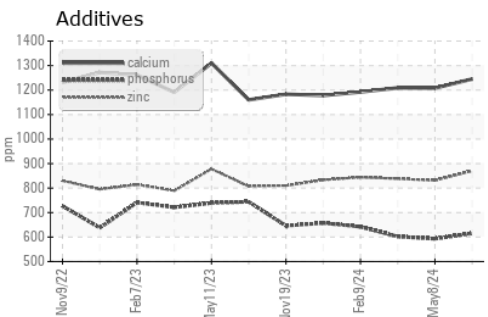
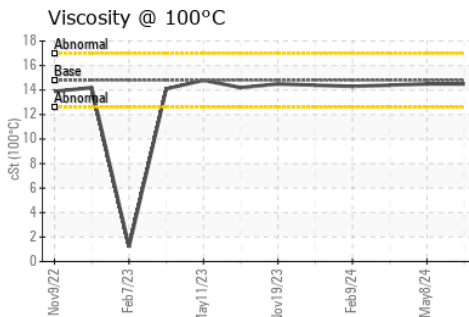
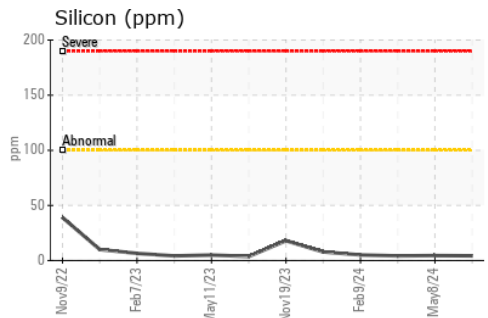
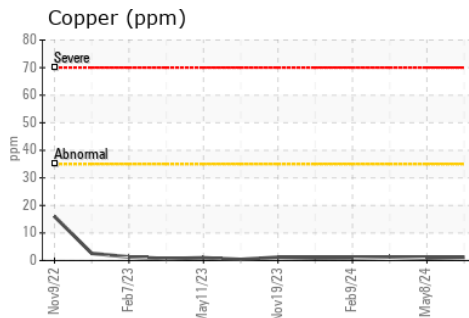
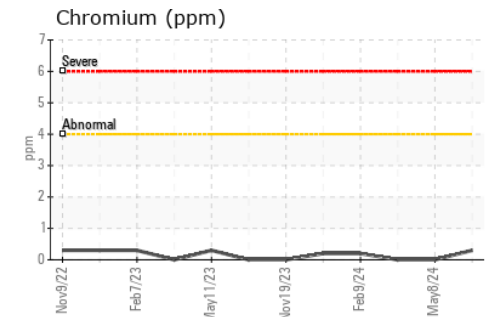
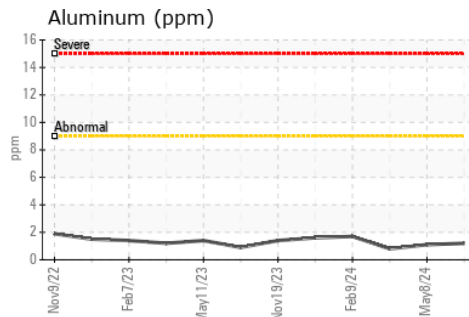
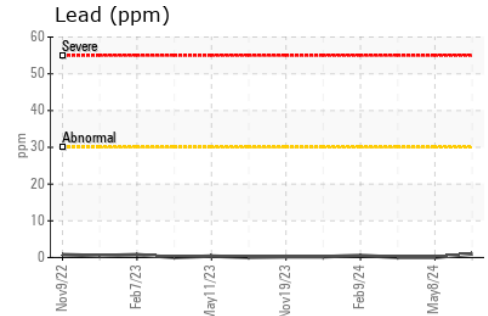
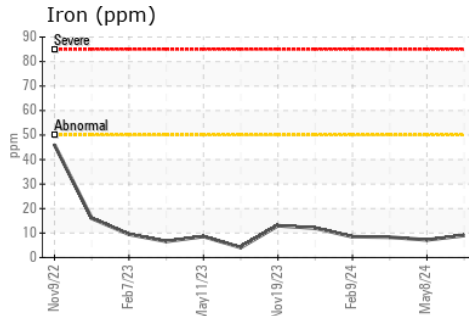
OIL ANALYSIS REPORT



VISUAL	method	limit/base	current	history1	history2
Emulsified Water	scalar	Visual*	>0.1	NEG	NEG
Free Water	scalar	Visual*		NEG	NEG

FLUID PROPERTIES	method	limit/base	current	history1	history2
Visc @ 100°C	cSt	ASTM D7279(m)	14.8	14.5	14.4

GRAPHS



Laboratory : WearCheck - C8-1175 Appleby Line, Burlington, ON L7L 5H9
Sample No. : WC0917411 **Received** : 11 Jul 2024
Lab Number : **02647324** **Tested** : 11 Jul 2024
Unique Number : 5812876 **Diagnosed** : 11 Jul 2024 - Wes Davis
Test Package : MOB 1

CITY OF HAMILTON
 2200 UPPER JAMES., MOUNTAIN TRANSIT STOREROOM
 MOUNT HOPE, ON
 CA L0R LW0
 Contact: Jeff Parr
 jeff.parr@hamilton.ca
 T: (905)546-2424
 F: (905)679-4502

To discuss this sample report, contact Customer Service at 1-800-268-2131.
 Test denoted (*) outside scope of accreditation, (m) method modified, (e) tested at external lab.
 Validity of results and interpretation are based on the sample and information as supplied.