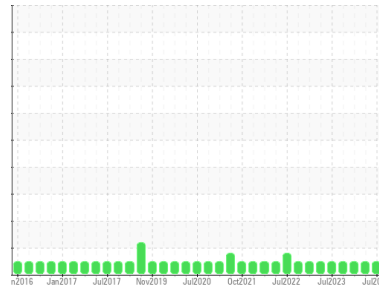




OIL ANALYSIS REPORT

Sample Rating Trend



NORMAL



Machine Id
NOVA BUS 1516

Component
Natural Gas Engine

Fluid
VALVOLINE PREMIUM BLUE 9200 15W40 (--- GAL)

DIAGNOSIS

Recommendation

Resample at the next service interval to monitor.

Wear

All component wear rates are normal.

Contamination

There is no indication of any contamination in the oil.

Fluid Condition

The condition of the oil is acceptable for the time in service.

SAMPLE INFORMATION		method	limit/base	current	history1	history2
Sample Number	Client Info			WC0917587	WC0877883	WC0890974
Sample Date	Client Info			11 Jul 2024	08 Apr 2024	09 Jan 2024
Machine Age	kms	Client Info		538777	520121	501968
Oil Age	kms	Client Info		0	0	0
Oil Changed	Client Info			Changed	Changed	N/A
Sample Status				NORMAL	NORMAL	NORMAL

CONTAMINATION		method	limit/base	current	history1	history2
Water	WC Method		>0.1	NEG	NEG	NEG

WEAR METALS		method	limit/base	current	history1	history2
Iron	ppm	ASTM D5185(m)	>50	11	14	12
Chromium	ppm	ASTM D5185(m)	>4	1	2	1
Nickel	ppm	ASTM D5185(m)	>2	<1	<1	<1
Titanium	ppm	ASTM D5185(m)		0	0	0
Silver	ppm	ASTM D5185(m)	>3	0	0	0
Aluminum	ppm	ASTM D5185(m)	>9	1	1	2
Lead	ppm	ASTM D5185(m)	>30	9	5	6
Copper	ppm	ASTM D5185(m)	>35	<1	<1	<1
Tin	ppm	ASTM D5185(m)	>4	<1	0	<1
Antimony	ppm	ASTM D5185(m)		0	0	0
Vanadium	ppm	ASTM D5185(m)		0	0	0
Beryllium	ppm	ASTM D5185(m)		0	0	0
Cadmium	ppm	ASTM D5185(m)		0	0	0

ADDITIVES		method	limit/base	current	history1	history2
Boron	ppm	ASTM D5185(m)		16	10	15
Barium	ppm	ASTM D5185(m)		0	0	0
Molybdenum	ppm	ASTM D5185(m)		57	60	57
Manganese	ppm	ASTM D5185(m)		<1	<1	0
Magnesium	ppm	ASTM D5185(m)		901	937	896
Calcium	ppm	ASTM D5185(m)		1313	1419	1346
Phosphorus	ppm	ASTM D5185(m)		728	729	775
Zinc	ppm	ASTM D5185(m)		923	963	930
Sulfur	ppm	ASTM D5185(m)		1971	2018	2123
Lithium	ppm	ASTM D5185(m)		<1	<1	<1

CONTAMINANTS		method	limit/base	current	history1	history2
Silicon	ppm	ASTM D5185(m)	>+100	4	4	8
Sodium	ppm	ASTM D5185(m)		4	3	4
Potassium	ppm	ASTM D5185(m)	>20	0	<1	0

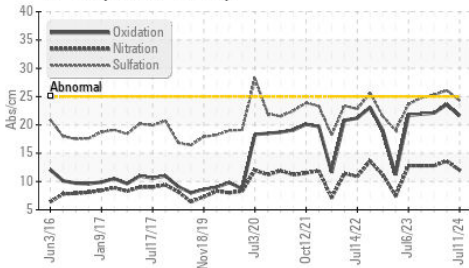
INFRA-RED		method	limit/base	current	history1	history2
Soot %	%	ASTM D7844*		0	0	0
Nitration	Abs/cm	ASTM D7624*	>20	12.0	13.6	12.8
Sulfation	Abs/.1mm	ASTM D7415*	>30	24.3	26.1	25.3

FLUID DEGRADATION		method	limit/base	current	history1	history2
Oxidation	Abs/.1mm	ASTM D7414*	>25	21.6	23.6	22.1

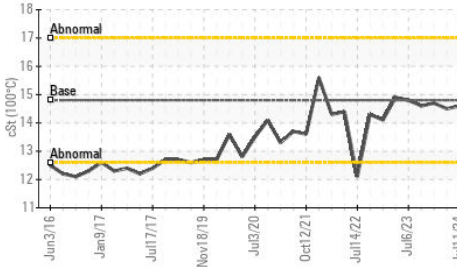


OIL ANALYSIS REPORT

FT-IR (Direct Trend)



Viscosity @ 100°C

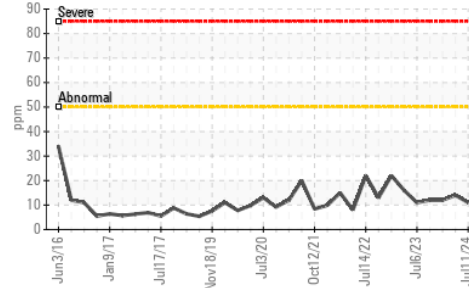


VISUAL	method	limit/base	current	history1	history2
Emulsified Water	scalar	Visual*	>0.1	NEG	NEG
Free Water	scalar	Visual*		NEG	NEG

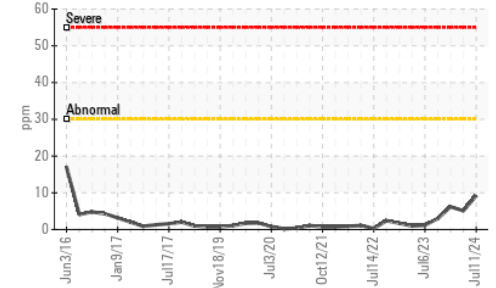
FLUID PROPERTIES	method	limit/base	current	history1	history2
Visc @ 100°C	cSt	ASTM D7279(m)	14.8	14.5	14.7

GRAPHS

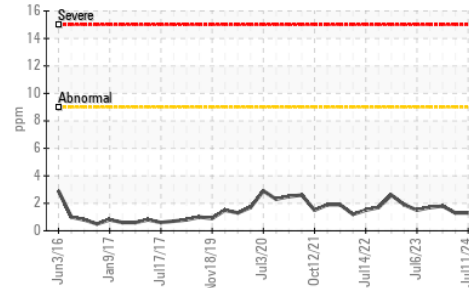
Iron (ppm)



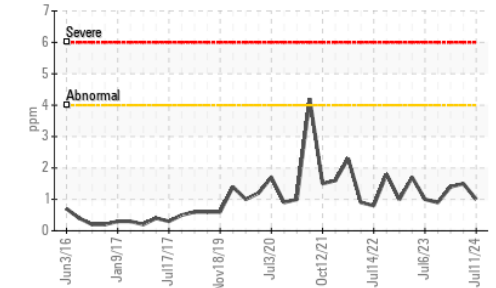
Lead (ppm)



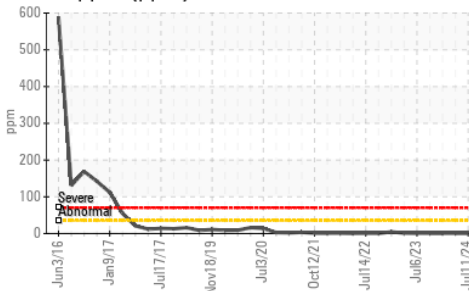
Aluminum (ppm)



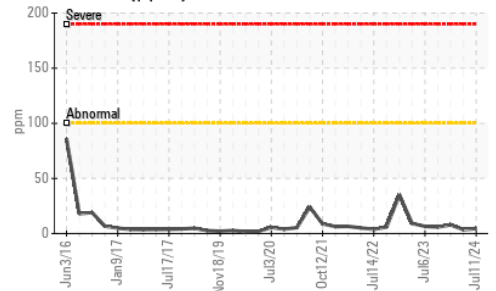
Chromium (ppm)



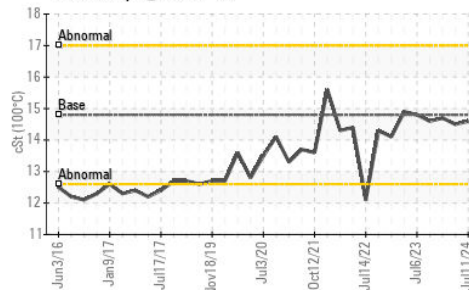
Copper (ppm)



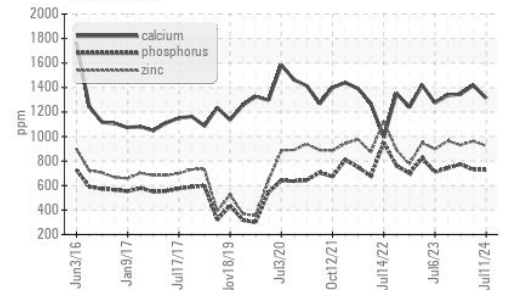
Silicon (ppm)



Viscosity @ 100°C



Additives



Laboratory : WearCheck - C8-1175 Appleby Line, Burlington, ON L7L 5H9
Sample No. : WC0917587
Lab Number : 02647778
Unique Number : 5813330
Test Package : MOB 1

Received : 15 Jul 2024
Tested : 15 Jul 2024
Diagnosed : 15 Jul 2024 - Wes Davis

CITY OF HAMILTON
 2200 UPPER JAMES., MOUNTAIN TRANSIT STOREROOM
 MOUNT HOPE, ON
 CA L0R 1W0
 Contact: Jeff Parr
 jeff.parr@hamilton.ca
 T: (905)546-2424
 F: (905)679-4502

To discuss this sample report, contact Customer Service at 1-800-268-2131.
 Test denoted (*) outside scope of accreditation, (m) method modified, (e) tested at external lab.
 Validity of results and interpretation are based on the sample and information as supplied.