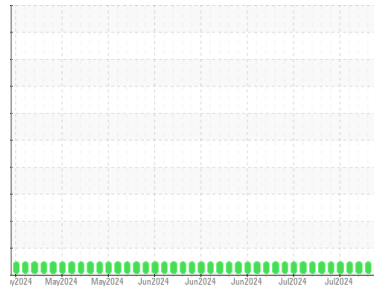




# OIL ANALYSIS REPORT

## Sample Rating Trend



**NORMAL**



Machine Id

**QC240415IND2**

Component

**Hydraulic System**

Fluid

**AW HYDRAULIC OIL ISO 68 (--- GAL)**

### DIAGNOSIS

#### Recommendation

Little or no information is provided as to the component and lubricant being tested. Recommendations are therefore generic in nature and may not apply to the current application. Please forward information as to equipment type, reservoir capacity, lubricant type and any pertinent information to allow for a more accurate assessment. Resample at the next service interval to monitor. NOTE: Please provide information regarding reservoir capacity, filter type and micron rating with next sample. Please specify the brand, type, and viscosity of the oil on your next sample.

#### Wear

All component wear rates are normal.

#### Contamination

The system cleanliness is acceptable for your target ISO 4406 cleanliness code. The water content is negligible. The system and fluid cleanliness is acceptable.

#### Fluid Condition

The AN level is acceptable for this fluid. The condition of the oil is suitable for further service.

### SAMPLE INFORMATION

	method	limit/base	current	history1	history2
Sample Number	Client Info		<b>WC0957678</b>	WC0957675	WC0957674
Sample Date	Client Info		<b>15 Jul 2024</b>	12 Jul 2024	11 Jul 2024
Machine Age	hrs	Client Info	<b>0</b>	0	0
Oil Age	hrs	Client Info	<b>0</b>	0	0
Oil Changed	Client Info		<b>N/A</b>	N/A	N/A
Sample Status			<b>NORMAL</b>	NORMAL	NORMAL

### WEAR METALS

	method	limit/base	current	history1	history2
Iron	ppm	ASTM D5185(m) >20	<b>0</b>	0	0
Chromium	ppm	ASTM D5185(m) >20	<b>0</b>	0	0
Nickel	ppm	ASTM D5185(m) >20	<b>&lt;1</b>	<1	<1
Titanium	ppm	ASTM D5185(m)	<b>0</b>	0	0
Silver	ppm	ASTM D5185(m)	<b>0</b>	0	0
Aluminum	ppm	ASTM D5185(m) >20	<b>&lt;1</b>	<1	<1
Lead	ppm	ASTM D5185(m) >20	<b>0</b>	0	0
Copper	ppm	ASTM D5185(m) >20	<b>0</b>	0	0
Tin	ppm	ASTM D5185(m) >20	<b>0</b>	0	0
Antimony	ppm	ASTM D5185(m)	<b>0</b>	0	0
Vanadium	ppm	ASTM D5185(m)	<b>0</b>	0	0
Beryllium	ppm	ASTM D5185(m)	<b>0</b>	0	0
Cadmium	ppm	ASTM D5185(m)	<b>0</b>	0	0

### ADDITIVES

	method	limit/base	current	history1	history2
Boron	ppm	ASTM D5185(m) 5	<b>0</b>	0	0
Barium	ppm	ASTM D5185(m) 5	<b>0</b>	0	0
Molybdenum	ppm	ASTM D5185(m) 5	<b>0</b>	0	0
Manganese	ppm	ASTM D5185(m)	<b>0</b>	0	0
Magnesium	ppm	ASTM D5185(m) 25	<b>&lt;1</b>	<1	0
Calcium	ppm	ASTM D5185(m) 200	<b>46</b>	47	48
Phosphorus	ppm	ASTM D5185(m) 300	<b>229</b>	227	236
Zinc	ppm	ASTM D5185(m) 370	<b>291</b>	296	304
Sulfur	ppm	ASTM D5185(m) 2500	<b>5171</b>	5259	5376
Lithium	ppm	ASTM D5185(m)	<b>&lt;1</b>	<1	<1

### CONTAMINANTS

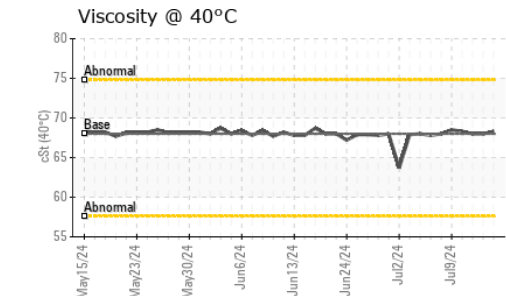
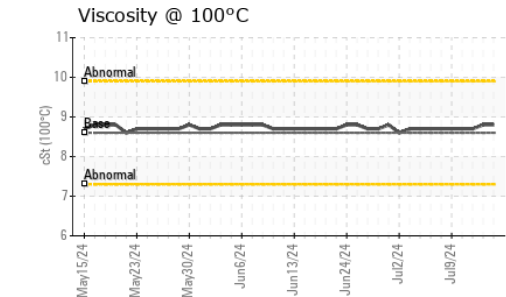
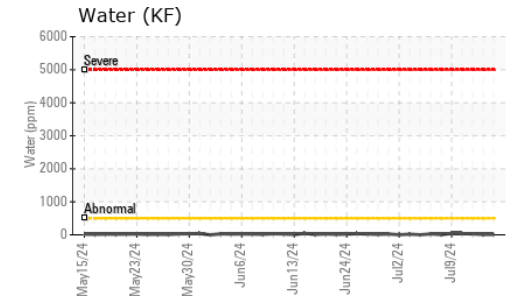
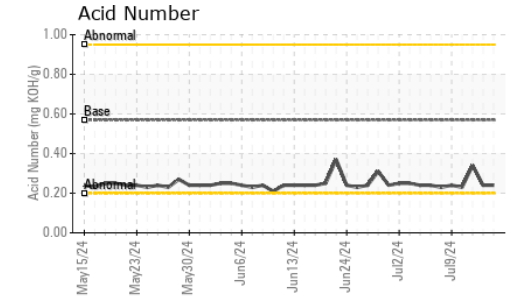
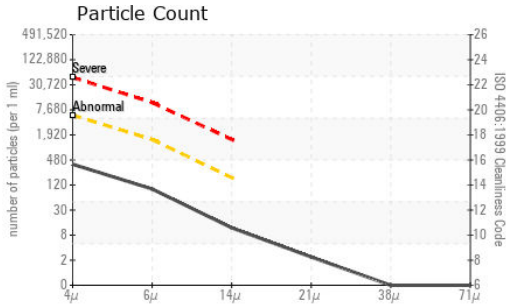
	method	limit/base	current	history1	history2
Silicon	ppm	ASTM D5185(m) >15	<b>0</b>	0	0
Sodium	ppm	ASTM D5185(m)	<b>0</b>	0	0
Potassium	ppm	ASTM D5185(m) >20	<b>0</b>	0	0
Water	%	ASTM D6304* >0.05	<b>0.001</b>	0.001	0.003
ppm Water	ppm	ASTM D6304* >500	<b>6</b>	7	31

### FLUID CLEANLINESS

	method	limit/base	current	history1	history2
Particles >4µm	ASTM D7647	>5000	<b>334</b>	302	151
Particles >6µm	ASTM D7647	>1300	<b>85</b>	69	30
Particles >14µm	ASTM D7647	>160	<b>10</b>	7	4
Particles >21µm	ASTM D7647	>40	<b>2</b>	2	2
Particles >38µm	ASTM D7647	>10	<b>0</b>	1	1
Particles >71µm	ASTM D7647	>3	<b>0</b>	1	1
Oil Cleanliness	ISO 4406 (c)	>19/17/14	<b>16/14/10</b>	15/13/10	14/12/9



# OIL ANALYSIS REPORT



**Laboratory** : WearCheck - C8-1175 Appleby Line, Burlington, ON L7L 5H9  
**Sample No.** : WC0957678  
**Lab Number** : 02647817  
**Unique Number** : 5813369  
**Test Package** : IND 2 ( Additional Tests: KF, KV100, VI )

**WearCheck Quality Control Sample Results**  
**Received** : 15 Jul 2024  
**Tested** : 16 Jul 2024  
**Diagnosed** : 16 Jul 2024 - Kevin Marson

To discuss this sample report, contact Customer Service at 1-800-268-2131.  
 Test denoted (\*) outside scope of accreditation, (m) method modified, (e) tested at external lab.  
 Validity of results and interpretation are based on the sample and information as supplied.

Burlington, ON CA  
 Contact: Dorian Anderson  
 dorian.anderson@wearcheck.com  
 T: (289)291-4652  
 F: (905)569-8605

FLUID DEGRADATION		method	limit/base	current	history1	history2
Acid Number (AN)	mg KOH/g	ASTM D974*	0.57	<b>0.24</b>	0.24	0.34

VISUAL		method	limit/base	current	history1	history2
White Metal	scalar	Visual*	NONE	<b>NONE</b>	NONE	NONE
Yellow Metal	scalar	Visual*	NONE	<b>NONE</b>	NONE	NONE
Precipitate	scalar	Visual*	NONE	<b>NONE</b>	NONE	NONE
Silt	scalar	Visual*	NONE	<b>NONE</b>	NONE	NONE
Debris	scalar	Visual*	NONE	<b>NONE</b>	NONE	NONE
Sand/Dirt	scalar	Visual*	NONE	<b>NONE</b>	NONE	NONE
Appearance	scalar	Visual*	NORML	<b>NORML</b>	NORML	NORML
Odor	scalar	Visual*	NORML	<b>NORML</b>	NORML	NORML
Emulsified Water	scalar	Visual*	>0.05	<b>NEG</b>	NEG	NEG
Free Water	scalar	Visual*		<b>NEG</b>	NEG	NEG

FLUID PROPERTIES		method	limit/base	current	history1	history2
Visc @ 40°C	cSt	ASTM D7279(m)	68	<b>68.3</b>	68.0	68.0
Visc @ 100°C	cSt	ASTM D7279(m)	8.6	<b>8.8</b>	8.8	8.7
Viscosity Index (VI)	Scale	ASTM D2270*	96	<b>101</b>	101	99

SAMPLE IMAGES		method	limit/base	current	history1	history2
Color						
Bottom						

