



OIL ANALYSIS REPORT

Sample Rating Trend



NORMAL



Machine Id
SPARTAN X LIFT SL16
 Component
Front Left Final Drive
 Fluid
GEAR OIL SAE 90W140 (--- GAL)

DIAGNOSIS

Recommendation

Resample at the next service interval to monitor. The fluid was not specified, however, a fluid match indicates that this fluid is (GENERIC) GEAR OIL SAE 90W140. Please confirm.

Wear

All component wear rates are normal.

Contamination

There is no indication of any contamination in the oil.

Fluid Condition

The condition of the oil is acceptable for the time in service.

SAMPLE INFORMATION

| | method | limit/base | current | history1 | history2 |
|---------------|-------------|-------------|--------------------|----------|----------|
| Sample Number | Client Info | | WC0961004 | --- | --- |
| Sample Date | Client Info | | 15 Jul 2024 | --- | --- |
| Machine Age | hrs | Client Info | 0 | --- | --- |
| Oil Age | hrs | Client Info | 0 | --- | --- |
| Oil Changed | | Client Info | N/A | --- | --- |
| Sample Status | | | NORMAL | --- | --- |

CONTAMINATION

| | method | limit/base | current | history1 | history2 |
|-------|-----------|------------|------------|----------|----------|
| Water | WC Method | >0.2 | NEG | --- | --- |

WEAR METALS

| | method | limit/base | current | history1 | history2 |
|-----------|--------|--------------------|--------------|----------|----------|
| Iron | ppm | ASTM D5185(m) >500 | 56 | --- | --- |
| Chromium | ppm | ASTM D5185(m) >10 | <1 | --- | --- |
| Nickel | ppm | ASTM D5185(m) >10 | <1 | --- | --- |
| Titanium | ppm | ASTM D5185(m) | 0 | --- | --- |
| Silver | ppm | ASTM D5185(m) | 0 | --- | --- |
| Aluminum | ppm | ASTM D5185(m) >25 | <1 | --- | --- |
| Lead | ppm | ASTM D5185(m) >25 | 0 | --- | --- |
| Copper | ppm | ASTM D5185(m) >50 | <1 | --- | --- |
| Tin | ppm | ASTM D5185(m) >10 | 0 | --- | --- |
| Antimony | ppm | ASTM D5185(m) >5 | 2 | --- | --- |
| Vanadium | ppm | ASTM D5185(m) | 0 | --- | --- |
| Beryllium | ppm | ASTM D5185(m) | 0 | --- | --- |
| Cadmium | ppm | ASTM D5185(m) | 0 | --- | --- |

ADDITIVES

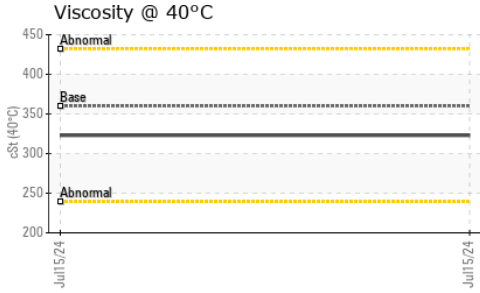
| | method | limit/base | current | history1 | history2 |
|------------|--------|---------------------|--------------|----------|----------|
| Boron | ppm | ASTM D5185(m) 400 | 149 | --- | --- |
| Barium | ppm | ASTM D5185(m) 200 | <1 | --- | --- |
| Molybdenum | ppm | ASTM D5185(m) 12 | 0 | --- | --- |
| Manganese | ppm | ASTM D5185(m) | 1 | --- | --- |
| Magnesium | ppm | ASTM D5185(m) 12 | <1 | --- | --- |
| Calcium | ppm | ASTM D5185(m) 150 | 7 | --- | --- |
| Phosphorus | ppm | ASTM D5185(m) 1650 | 948 | --- | --- |
| Zinc | ppm | ASTM D5185(m) 125 | 12 | --- | --- |
| Sulfur | ppm | ASTM D5185(m) 22500 | 23578 | --- | --- |
| Lithium | ppm | ASTM D5185(m) | <1 | --- | --- |

CONTAMINANTS

| | method | limit/base | current | history1 | history2 |
|-----------|--------|-------------------|--------------|----------|----------|
| Silicon | ppm | ASTM D5185(m) >75 | 7 | --- | --- |
| Sodium | ppm | ASTM D5185(m) | <1 | --- | --- |
| Potassium | ppm | ASTM D5185(m) >20 | <1 | --- | --- |



OIL ANALYSIS REPORT




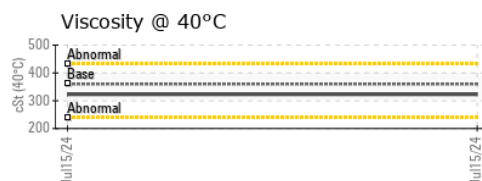

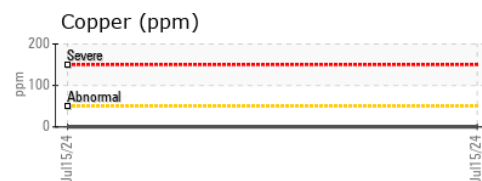
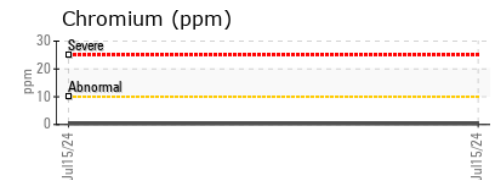


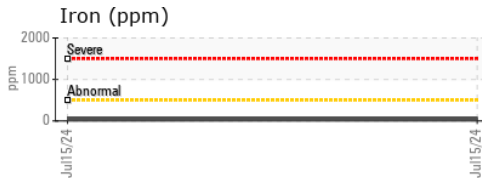
| VISUAL | method | limit/base | current | history1 | history2 | |
|------------------|--------|------------|---------|----------|----------|-----|
| White Metal | scalar | Visual* | NONE | NONE | --- | --- |
| Yellow Metal | scalar | Visual* | NONE | NONE | --- | --- |
| Precipitate | scalar | Visual* | NONE | NONE | --- | --- |
| Silt | scalar | Visual* | NONE | NONE | --- | --- |
| Debris | scalar | Visual* | NONE | NONE | VLITE | --- |
| Sand/Dirt | scalar | Visual* | NONE | NONE | --- | --- |
| Appearance | scalar | Visual* | NORML | NORML | --- | --- |
| Odor | scalar | Visual* | NORML | NORML | --- | --- |
| Emulsified Water | scalar | Visual* | >0.2 | NEG | --- | --- |
| Free Water | scalar | Visual* | | NEG | --- | --- |

| FLUID PROPERTIES | method | limit/base | current | history1 | history2 | |
|------------------|--------|---------------|---------|------------|----------|-----|
| Visc @ 40°C | cSt | ASTM D7279(m) | 360 | 323 | --- | --- |

| SAMPLE IMAGES | method | limit/base | current | history1 | history2 |
|---------------|--------|------------|---------|----------|----------|
|---------------|--------|------------|---------|----------|----------|

| | | | |
|--------|--|----------|----------|
| Color | | no image | no image |
| Bottom | | no image | no image |

GRAPHS



Laboratory : WearCheck - C8-1175 Appleby Line, Burlington, ON L7L 5H9
Sample No. : WC0961004 **Received** : 16 Jul 2024
Lab Number : **02648191** **Tested** : 16 Jul 2024
Unique Number : 5813743 **Diagnosed** : 16 Jul 2024 - Wes Davis
Test Package : MOB 1

Agnico Eagle Canada
 1350 Government Rd. W, MACASSA COMPLEX
 Kirkland Lake, ON
 CA P2N 3J1
 Contact: Mitch Lamontagne
 AEM_KL_macassaoilsampleresults@agnicoeagle.com

To discuss this sample report, contact Customer Service at 1-800-268-2131.
 Test denoted (*) outside scope of accreditation, (m) method modified, (e) tested at external lab.
 Validity of results and interpretation are based on the sample and information as supplied.

T: (705)567-5208
 F: (705)567-5221