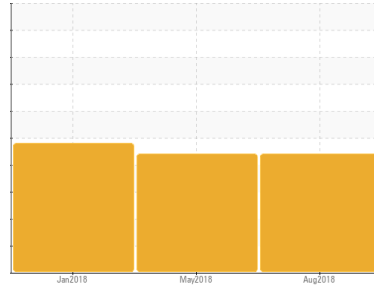




PROBLEM SUMMARY

Sample Rating Trend

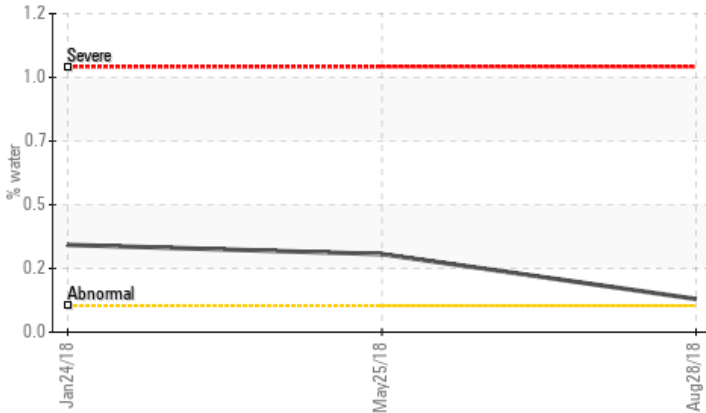
WATER



Machine Id
GARDNER DENVER C-8 (S/N S521766)
 Component
Compressor
 Fluid
GARDNER DENVER AEON 9000 TH (--- GAL)

COMPONENT CONDITION SUMMARY

▲ Water



RECOMMENDATION

We advise that you follow the water drain-off procedure for this component, and use off-line filtration to improve the cleanliness of the system fluid. We recommend an early resample to monitor this condition. We were unable to perform a particle count due to a high concentration of particles present in this sample.

PROBLEMATIC TEST RESULTS

Sample Status				ABNORMAL	ABNORMAL	ABNORMAL
Water	%	ASTM D6304	>0.1	▲ 0.125	▲ 0.294	▲ 0.329
ppm Water	ppm	ASTM D6304	>1000	▲ 1250	▲ 2940	▲ 3290
Debris	scalar	*Visual	NONE	▲ MODER	▲ MODER	▲ LIGHT
Appearance	scalar	*Visual	NORML	▲ LAYRD	▲ HAZY	▲ LAYRD
Free Water	scalar	*Visual		▲ 2.0	▲ 5.0	▲ 2.0

Customer Id: WESLONWC
 Sample No.: WCI2288186
 Lab Number: 04555167
 Test Package: IND 2



To manage this report scan the QR code

To discuss the diagnosis or test data:
 Jonathan Hester +1 919-379-4092 x4092
jhester@wearcheckusa.com

To change component or sample information:
 Customer Service +1 1-800-237-1369
customerservice@wearcheck.com

RECOMMENDED ACTIONS

Action	Status	Date	Done By	Description
Water Drain-off	MISSED	Feb 05 2019	?	We advise that you follow the water drain-off procedure for this component, and use off-line filtration to improve the cleanliness of the system fluid.
Resample	MISSED	Feb 05 2019	?	We recommend an early resample to monitor this condition.
Alert	---	---	?	We were unable to perform a particle count due to a high concentration of particles present in this sample.

HISTORICAL DIAGNOSIS

25 May 2018 Diag: Jonathan Hester

WATER



We advise that you follow the water drain-off procedure for this component, and use off-line filtration to improve the cleanliness of the system fluid. We recommend an early resample to monitor this condition. We were unable to perform a particle count due to a high concentration of particles present in this sample. All component wear rates are normal. Free water present. There is a light concentration of water present in the oil. Moderate concentration of visible dirt/debris present in the oil. The AN level is acceptable for this fluid.

view report



24 Jan 2018 Diag: Doug Bogart

WATER



We advise that you follow the water drain-off procedure for this component. We recommend an early resample to monitor this condition. All component wear rates are normal. There is a moderate amount of particulates present in the oil. There is a light concentration of water present in the oil. Free water present. The AN level is acceptable for this fluid. The condition of the oil is suitable for further service.

view report

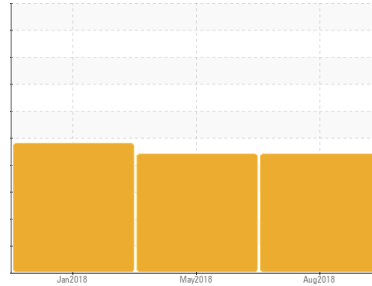




OIL ANALYSIS REPORT

Sample Rating Trend

WATER



Machine Id
GARDNER DENVER C-8 (S/N S521766)

Component

Compressor

Fluid

GARDNER DENVER AEON 9000 TH (--- GAL)

DIAGNOSIS

▲ Recommendation

We advise that you follow the water drain-off procedure for this component, and use off-line filtration to improve the cleanliness of the system fluid. We recommend an early resample to monitor this condition. We were unable to perform a particle count due to a high concentration of particles present in this sample.

Wear

All component wear rates are normal.

▲ Contamination

Free water present. There is a light concentration of water present in the oil. Moderate concentration of visible dirt/debris present in the oil.

Fluid Condition

The AN level is acceptable for this fluid.

SAMPLE INFORMATION

	method	limit/base	current	history 1	history 2
Sample Number	Client Info		WCI2288186	WCI2333178	WCI2317641
Sample Date	Client Info		28 Aug 2018	25 May 2018	24 Jan 2018
Machine Age	hrs	Client Info	9376	6782	4462
Oil Age	hrs	Client Info	0	0	0
Oil Changed	Client Info		N/A	N/A	N/A
Sample Status			ABNORMAL	ABNORMAL	ABNORMAL

WEAR METALS

	method	limit/base	current	history 1	history 2
Iron	ppm	ASTM D5185m >50	1	3	2
Chromium	ppm	ASTM D5185m >10	0	0	0
Nickel	ppm	ASTM D5185m	0	0	0
Titanium	ppm	ASTM D5185m	0	0	0
Silver	ppm	ASTM D5185m	0	0	0
Aluminum	ppm	ASTM D5185m >25	<1	<1	<1
Lead	ppm	ASTM D5185m >25	1	2	<1
Copper	ppm	ASTM D5185m >50	1	<1	<1
Tin	ppm	ASTM D5185m >15	0	0	0
Antimony	ppm	ASTM D5185m	2	0	0
Vanadium	ppm	ASTM D5185m	0	0	0
Cadmium	ppm	ASTM D5185m	0	0	0

ADDITIVES

	method	limit/base	current	history 1	history 2
Boron	ppm	ASTM D5185m	2	<1	2
Barium	ppm	ASTM D5185m	0	0	0
Molybdenum	ppm	ASTM D5185m	0	<1	0
Manganese	ppm	ASTM D5185m	<1	<1	<1
Magnesium	ppm	ASTM D5185m	1	0	0
Calcium	ppm	ASTM D5185m	<1	0	<1
Phosphorus	ppm	ASTM D5185m	708	694	655
Zinc	ppm	ASTM D5185m	3	2	<1
Sulfur	ppm	ASTM D5185m	44	11	19

CONTAMINANTS

	method	limit/base	current	history 1	history 2
Silicon	ppm	ASTM D5185m >25	<1	<1	<1
Sodium	ppm	ASTM D5185m	0	0	2
Potassium	ppm	ASTM D5185m >20	<1	<1	4
Water	%	ASTM D6304 >0.1	▲ 0.125	▲ 0.294	▲ 0.329
ppm Water	ppm	ASTM D6304 >1000	▲ 1250	▲ 2940	▲ 3290

FLUID CLEANLINESS

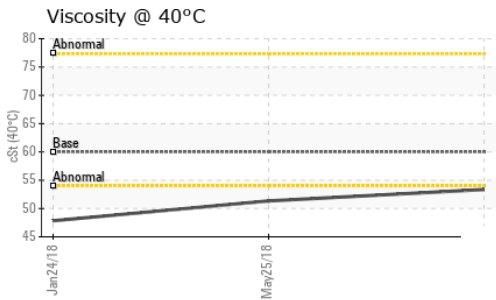
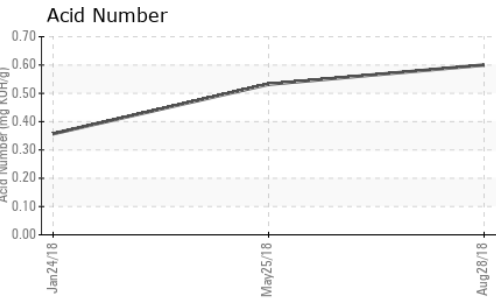
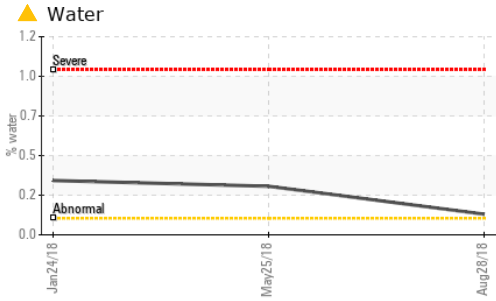
	method	limit/base	current	history 1	history 2
Particles >4µm	ASTM D7647	>10000	---	---	3871
Particles >6µm	ASTM D7647	>2500	---	---	2109
Particles >14µm	ASTM D7647	>320	---	---	▲ 359
Particles >21µm	ASTM D7647	>80	---	---	▲ 121
Particles >38µm	ASTM D7647	>20	---	---	18
Particles >71µm	ASTM D7647	>4	---	---	1
Oil Cleanliness	ISO 4406 (c)	>20/18/15	---	---	▲ 19/18/16

FLUID DEGRADATION

	method	limit/base	current	history 1	history 2
Acid Number (AN)	mg KOH/g	ASTM D8045	0.600	0.532	0.357




OIL ANALYSIS REPORT



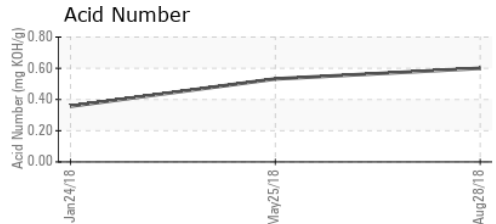
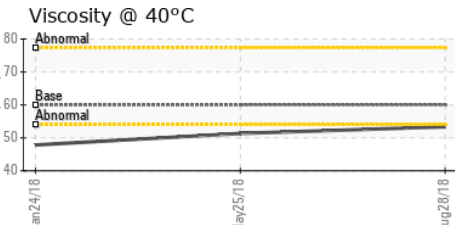
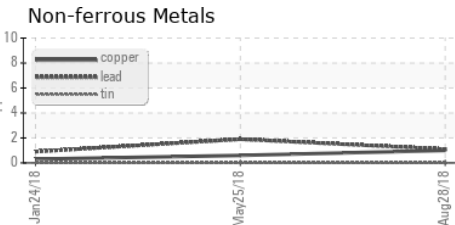
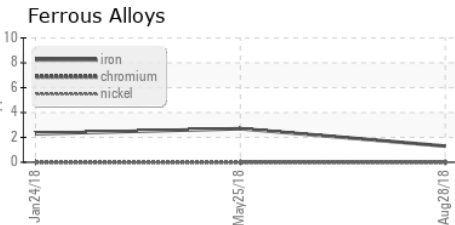
VISUAL	method	limit/base	current	history 1	history 2
White Metal	scalar	*Visual	NONE	NONE	NONE
Yellow Metal	scalar	*Visual	NONE	NONE	NONE
Precipitate	scalar	*Visual	NONE	NONE	NONE
Silt	scalar	*Visual	NONE	NONE	NONE
Debris	scalar	*Visual	NONE	▲ MODER	▲ MODER LIGHT
Sand/Dirt	scalar	*Visual	NONE	NONE	NONE
Appearance	scalar	*Visual	NORML	▲ LAYRD	▲ HAZY ▲ LAYRD
Odor	scalar	*Visual	NORML	NORML	NORML
Emulsified Water	scalar	*Visual	>0.1	0.1%	0.2% 0.1%
Free Water	scalar	*Visual		▲ 2.0	▲ 5.0 ▲ 2.0

FLUID PROPERTIES	method	limit/base	current	history 1	history 2
Visc @ 40°C	cSt	ASTM D445 60.01	53.36	51.34	47.84

SAMPLE IMAGES	method	limit/base	current	history 1	history 2
---------------	--------	------------	---------	-----------	-----------



GRAPHS



Certificate L2367

Laboratory : WearCheck USA - 501 Madison Ave., Cary, NC 27513
Sample No. : WC12288186 **Received** : 20 Sep 2018
Lab Number : 04555167 **Diagnosed** : 21 Sep 2018
Unique Number : 8339025 **Diagnostician** : Jonathan Hester

2290 CALLAHAN RD
 LONGVIEW, TX
 US 75607
 Contact: ROB WALLIN
 rwallin@westlake.com
 T: (903)242-7576
 F: (903)758-9521

To discuss this sample report, contact Customer Service at 1-800-237-1369.

* - Denotes test methods that are outside of the ISO 17025 scope of accreditation.

Statements of conformity to specifications are based on the simple acceptance decision rule (JCGM 106:2012)