



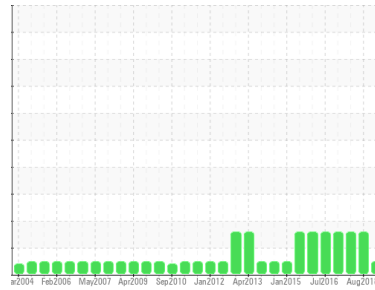
OIL ANALYSIS REPORT

Sample Rating Trend

NORMAL



Area
INSULATING/INS - LINE 2
 Machine Id
INSULATOR #2 WIREDRAW GBX (S/N 10.11.110)
 Component
Gearbox
 Fluid
JAX SYNGEAR INDUSTRIAL GEAR ISO 220 (12 GAL)



DIAGNOSIS

Recommendation

Resample at the next service interval to monitor.

Wear

All component wear rates are normal.

Contamination

There is no indication of any contamination in the oil.

Fluid Condition

The AN level is acceptable for this fluid. The condition of the oil is suitable for further service.

SAMPLE INFORMATION		method	limit/base	current	history1	history2
Sample Number	Client Info			WCI2338837	WCI2315591	WCI2289760
Sample Date	Client Info			21 Mar 2019	30 Aug 2018	10 Nov 2017
Machine Age	hrs	Client Info		90206	86587	82065
Oil Age	hrs	Client Info		75296	71677	67155
Oil Changed	Client Info			N/A	N/A	N/A
Sample Status				NORMAL	ABNORMAL	ABNORMAL

WEAR METALS		method	limit/base	current	history1	history2
Iron	ppm	ASTM D5185m	>200	2	2	2
Chromium	ppm	ASTM D5185m	>15	0	0	0
Nickel	ppm	ASTM D5185m	>15	0	0	0
Titanium	ppm	ASTM D5185m		0	0	0
Silver	ppm	ASTM D5185m		0	0	0
Aluminum	ppm	ASTM D5185m	>25	<1	0	0
Lead	ppm	ASTM D5185m	>100	0	0	<1
Copper	ppm	ASTM D5185m	>200	1	2	2
Tin	ppm	ASTM D5185m	>25	<1	<1	0
Antimony	ppm	ASTM D5185m		0	0	0
Vanadium	ppm	ASTM D5185m		0	0	0
Cadmium	ppm	ASTM D5185m		0	0	0

ADDITIVES		method	limit/base	current	history1	history2
Boron	ppm	ASTM D5185m		<1	<1	<1
Barium	ppm	ASTM D5185m		0	0	0
Molybdenum	ppm	ASTM D5185m		<1	0	<1
Manganese	ppm	ASTM D5185m		0	<1	<1
Magnesium	ppm	ASTM D5185m		0	0	0
Calcium	ppm	ASTM D5185m		0	0	0
Phosphorus	ppm	ASTM D5185m		424	408	411
Zinc	ppm	ASTM D5185m		4	4	3
Sulfur	ppm	ASTM D5185m		1262	1420	415

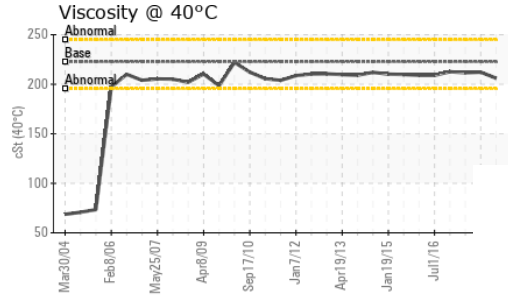
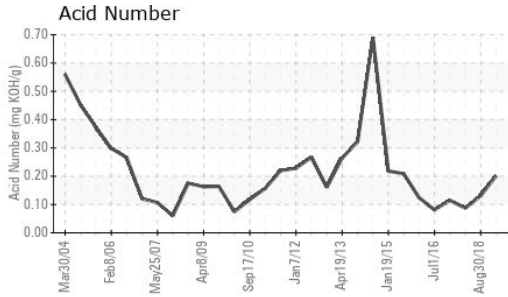
CONTAMINANTS		method	limit/base	current	history1	history2
Silicon	ppm	ASTM D5185m	>50	48	▲ 50	▲ 53
Sodium	ppm	ASTM D5185m		0	<1	0
Potassium	ppm	ASTM D5185m	>20	<1	<1	<1

FLUID DEGRADATION		method	limit/base	current	history1	history2
Acid Number (AN)	mg KOH/g	ASTM D8045		0.201	0.131	0.087

VISUAL		method	limit/base	current	history1	history2
White Metal	scalar	*Visual	NONE	NONE	NONE	NONE
Yellow Metal	scalar	*Visual	NONE	NONE	NONE	NONE
Precipitate	scalar	*Visual	NONE	NONE	NONE	NONE
Silt	scalar	*Visual	NONE	NONE	NONE	NONE
Debris	scalar	*Visual	NONE	NONE	NONE	NONE
Sand/Dirt	scalar	*Visual	NONE	NONE	NONE	NONE
Appearance	scalar	*Visual	NORML	NORML	NORML	NORML
Odor	scalar	*Visual	NORML	NORML	NORML	NORML
Emulsified Water	scalar	*Visual	>0.2	NEG	NEG	NEG
Free Water	scalar	*Visual		NEG	NEG	NEG




OIL ANALYSIS REPORT

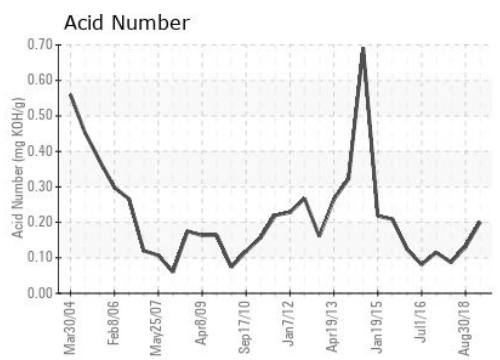
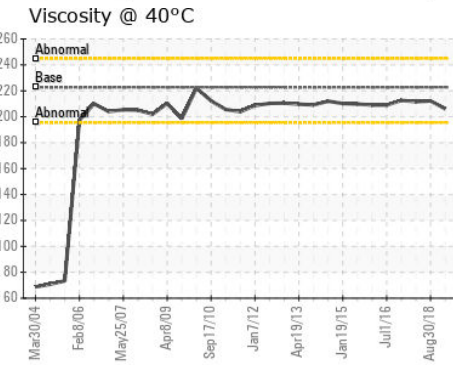
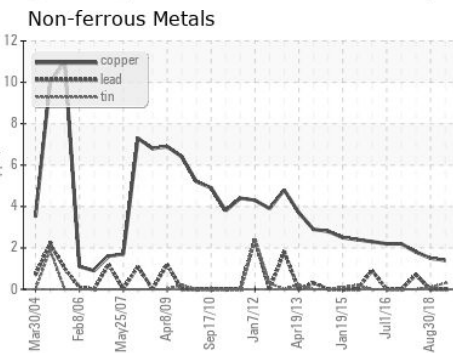
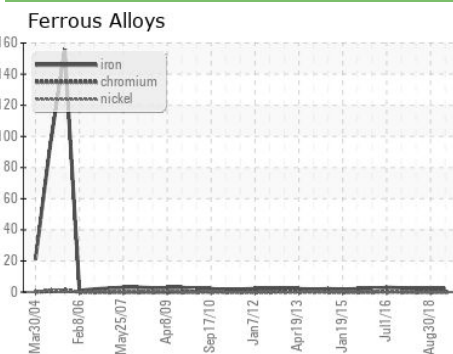


FLUID PROPERTIES		method	limit/base	current	history1	history2
Visc @ 40°C	cSt	ASTM D445	222.7	206.1	212.2	211.6

SAMPLE IMAGES		method	limit/base	current	history1	history2
---------------	--	--------	------------	---------	----------	----------



GRAPHS



Laboratory : WearCheck USA - 501 Madison Ave., Cary, NC 27513
Sample No. : WC12338837
Lab Number : **04678353**
Unique Number : 8539868
Test Package : IND 2
Received : 26 Mar 2019
Diagnosed : 27 Mar 2019
Diagnostician : Wes Davis

SUPERIOR TELECOMMUNICATIONS INC
 75 EAST STATE RD 4
 HOISINGTON, KS
 US 67544
 Contact: BRIAN STEJSKAL
 JON.FAZENBAKER@WEARCHECK.COM; brian.stejskal@spsx.com
 T: (620)653-1957
 F: (620)653-1956

Certificate L2367
 To discuss this sample report, contact Customer Service at 1-800-237-1369.
 * - Denotes test methods that are outside of the ISO 17025 scope of accreditation.
 Statements of conformity to specifications are based on the simple acceptance decision rule (JCGM 106:2012)