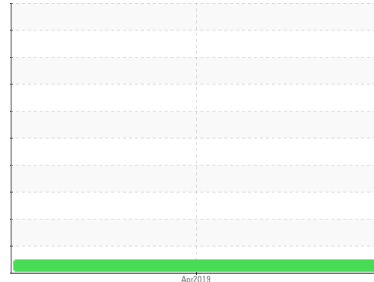




OIL ANALYSIS REPORT

Sample Rating Trend

NORMAL



Machine Id
3270694
 Component
Gearbox
 Fluid
MOBIL GEAR (66 QTS)

DIAGNOSIS

Recommendation

Resample at the next service interval to monitor.

Wear

All component wear rates are normal.

Contamination

There is no indication of any contamination in the oil.

Fluid Condition

The AN level is acceptable for this fluid. The condition of the oil is suitable for further service.

SAMPLE INFORMATION

| | method | limit/base | current | history1 | history2 |
|---------------|-------------|-------------|--------------------|----------|----------|
| Sample Number | Client Info | | WCI2344646 | --- | --- |
| Sample Date | Client Info | | 26 Apr 2019 | --- | --- |
| Machine Age | hrs | Client Info | 0 | --- | --- |
| Oil Age | hrs | Client Info | 0 | --- | --- |
| Oil Changed | | Client Info | N/A | --- | --- |
| Sample Status | | | NORMAL | --- | --- |

CONTAMINATION

| | method | limit/base | current | history1 | history2 |
|-------|-----------|------------|------------|----------|----------|
| Water | WC Method | >0.2 | NEG | --- | --- |

WEAR METALS

| | method | limit/base | current | history1 | history2 |
|----------|--------|------------------|--------------|----------|----------|
| Iron | ppm | ASTM D5185m >200 | 22 | --- | --- |
| Chromium | ppm | ASTM D5185m >15 | <1 | --- | --- |
| Nickel | ppm | ASTM D5185m >15 | <1 | --- | --- |
| Titanium | ppm | ASTM D5185m | <1 | --- | --- |
| Silver | ppm | ASTM D5185m | 0 | --- | --- |
| Aluminum | ppm | ASTM D5185m >25 | 2 | --- | --- |
| Lead | ppm | ASTM D5185m >100 | <1 | --- | --- |
| Copper | ppm | ASTM D5185m >200 | 45 | --- | --- |
| Tin | ppm | ASTM D5185m >25 | 0 | --- | --- |
| Antimony | ppm | ASTM D5185m | <1 | --- | --- |
| Vanadium | ppm | ASTM D5185m | 0 | --- | --- |
| Cadmium | ppm | ASTM D5185m | <1 | --- | --- |

ADDITIVES

| | method | limit/base | current | history1 | history2 |
|------------|--------|-------------|--------------|----------|----------|
| Boron | ppm | ASTM D5185m | 3 | --- | --- |
| Barium | ppm | ASTM D5185m | 0 | --- | --- |
| Molybdenum | ppm | ASTM D5185m | 4 | --- | --- |
| Manganese | ppm | ASTM D5185m | <1 | --- | --- |
| Magnesium | ppm | ASTM D5185m | 0 | --- | --- |
| Calcium | ppm | ASTM D5185m | <1 | --- | --- |
| Phosphorus | ppm | ASTM D5185m | 136 | --- | --- |
| Zinc | ppm | ASTM D5185m | 30 | --- | --- |
| Sulfur | ppm | ASTM D5185m | 6409 | --- | --- |

CONTAMINANTS



| | method | limit/base | current | history1 | history2 |
|-----------|--------|-----------------|-----------|----------|----------|
| Silicon | ppm | ASTM D5185m >50 | 17 | --- | --- |
| Sodium | ppm | ASTM D5185m | 1 | --- | --- |
| Potassium | ppm | ASTM D5185m >20 | 11 | --- | --- |

FLUID DEGRADATION

| | method | limit/base | current | history1 | history2 |
|------------------|----------|------------|--------------|----------|----------|
| Acid Number (AN) | mg KOH/g | ASTM D8045 | 0.580 | --- | --- |



OIL ANALYSIS REPORT




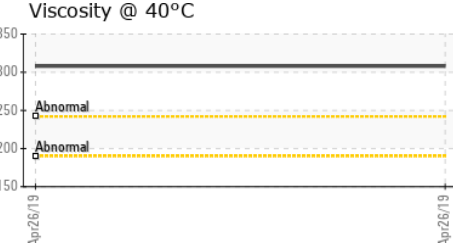
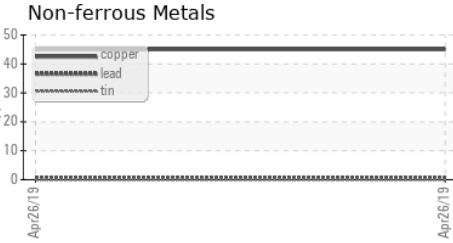
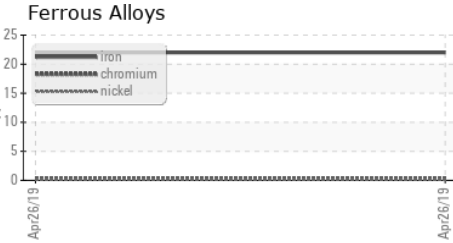
| VISUAL | method | limit/base | current | history1 | history2 | |
|------------------|--------|------------|---------|----------|----------|-----|
| White Metal | scalar | *Visual | NONE | NONE | --- | --- |
| Yellow Metal | scalar | *Visual | NONE | NONE | --- | --- |
| Precipitate | scalar | *Visual | NONE | NONE | --- | --- |
| Silt | scalar | *Visual | NONE | NONE | --- | --- |
| Debris | scalar | *Visual | NONE | NONE | --- | --- |
| Sand/Dirt | scalar | *Visual | NONE | NONE | --- | --- |
| Appearance | scalar | *Visual | NORML | NORML | --- | --- |
| Odor | scalar | *Visual | NORML | NORML | --- | --- |
| Emulsified Water | scalar | *Visual | >0.2 | NEG | --- | --- |
| Free Water | scalar | *Visual | | NEG | --- | --- |

| FLUID PROPERTIES | method | limit/base | current | history1 | history2 |
|------------------|--------|------------|------------|----------|----------|
| Visc @ 40°C | cSt | ASTM D445 | 308 | --- | --- |

| SAMPLE IMAGES | method | limit/base | current | history1 | history2 |
|---------------|--------|------------|---------|----------|----------|
|---------------|--------|------------|---------|----------|----------|

| | | | | | |
|--------|--|--|--|----------|----------|
| Color | | | | no image | no image |
| Bottom | | | | no image | no image |

GRAPHS



Laboratory : WearCheck USA - 501 Madison Ave., Cary, NC 27513
Sample No. : WC12344646 **Received** : 30 Apr 2019
Lab Number : **04703459** **Diagnosed** : 01 May 2019
Unique Number : 8579981 **Diagnostician** : Don Baldrige
Test Package : IND 2

PRINSCO - CHATSWORTH
 PO BOX 727
 CHATSWORTH, IL
 US 60921
 Contact: JUSTIN MYER
 justin.myer@prinsco.com
 T:
 F:

To discuss this sample report, contact Customer Service at 1-800-237-1369.
 * - Denotes test methods that are outside of the ISO 17025 scope of accreditation.
 Statements of conformity to specifications are based on the simple acceptance decision rule (JCGM 106:2012)