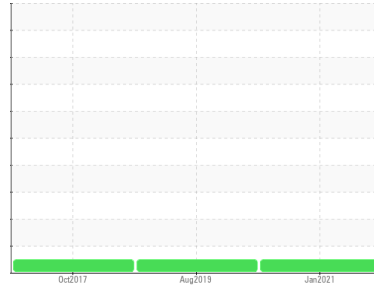




OIL ANALYSIS REPORT

Sample Rating Trend

NORMAL



Machine Id
AG1120 (S/N 5155155-2)

Component
Gearbox

Fluid
ARMOR PLATE ISO 100 (21 GAL)

DIAGNOSIS

Recommendation

Resample at the next service interval to monitor.

Wear

All component wear rates are normal.

Contamination

There is no indication of any contamination in the oil.

Fluid Condition

The condition of the oil is acceptable for the time in service.

SAMPLE INFORMATION		method	limit/base	current	history1	history2
Sample Number	Client Info			WCI1101570	WCI2323475	WCI16968
Sample Date	Client Info			20 Jan 2021	14 Aug 2019	26 Oct 2017
Machine Age	hrs	Client Info		0	0	0
Oil Age	hrs	Client Info		0	0	0
Oil Changed	Client Info			N/A	N/A	N/A
Sample Status				NORMAL	NORMAL	NORMAL

CONTAMINATION		method	limit/base	current	history1	history2
Water	WC Method		>0.2	NEG	NEG	NEG

WEAR METALS		method	limit/base	current	history1	history2
Iron	ppm	ASTM D5185m	>200	61	56	57
Chromium	ppm	ASTM D5185m	>15	<1	<1	<1
Nickel	ppm	ASTM D5185m	>15	2	0	<1
Titanium	ppm	ASTM D5185m		0	0	0
Silver	ppm	ASTM D5185m		0	0	0
Aluminum	ppm	ASTM D5185m	>25	2	2	2
Lead	ppm	ASTM D5185m	>100	0	2	0
Copper	ppm	ASTM D5185m	>200	<1	<1	<1
Tin	ppm	ASTM D5185m	>25	0	0	3
Antimony	ppm	ASTM D5185m		0	<1	2
Vanadium	ppm	ASTM D5185m		0	0	0
Cadmium	ppm	ASTM D5185m		<1	<1	<1

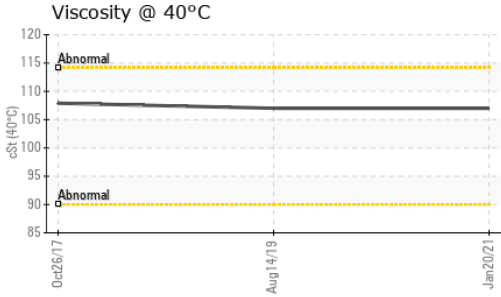
ADDITIVES		method	limit/base	current	history1	history2
Boron	ppm	ASTM D5185m		57	65	62
Barium	ppm	ASTM D5185m		0	0	<1
Molybdenum	ppm	ASTM D5185m		125	141	142
Manganese	ppm	ASTM D5185m		<1	<1	<1
Magnesium	ppm	ASTM D5185m		1	2	2
Calcium	ppm	ASTM D5185m		7	8	6
Phosphorus	ppm	ASTM D5185m		434	504	430
Zinc	ppm	ASTM D5185m		10	11	6
Sulfur	ppm	ASTM D5185m		6766	7638	3003

CONTAMINANTS		method	limit/base	current	history1	history2
Silicon	ppm	ASTM D5185m	>50	46	41	39
Sodium	ppm	ASTM D5185m		1	<1	<1
Potassium	ppm	ASTM D5185m	>20	0	3	0

VISUAL		method	limit/base	current	history1	history2
White Metal	scalar	*Visual	NONE	NONE	NONE	NONE
Yellow Metal	scalar	*Visual	NONE	NONE	NONE	NONE
Precipitate	scalar	*Visual	NONE	NONE	NONE	NONE
Silt	scalar	*Visual	NONE	NONE	NONE	NONE
Debris	scalar	*Visual	NONE	NONE	NONE	NONE
Sand/Dirt	scalar	*Visual	NONE	NONE	NONE	NONE
Appearance	scalar	*Visual	NORML	NORML	NORML	NORML
Odor	scalar	*Visual	NORML	NORML	NORML	NORML
Emulsified Water	scalar	*Visual	>0.2	NEG	NEG	NEG
Free Water	scalar	*Visual		NEG	NEG	NEG



OIL ANALYSIS REPORT

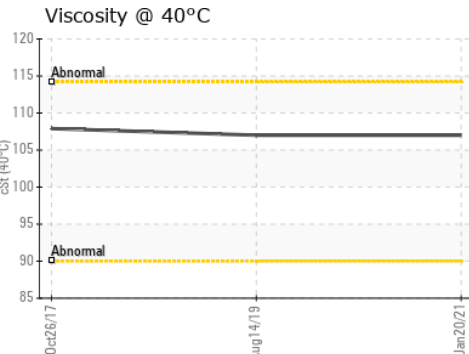
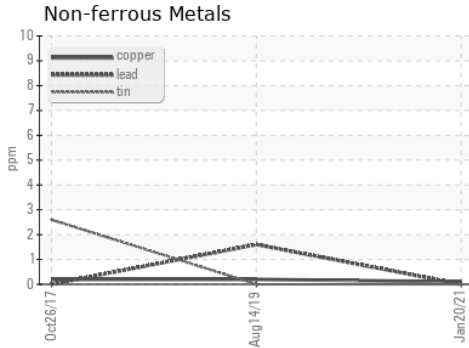
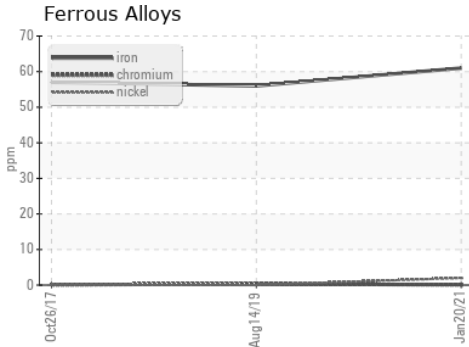


FLUID PROPERTIES	method	limit/base	current	history1	history2
Visc @ 40°C	cSt	ASTM D445	107	107	107.9

SAMPLE IMAGES	method	limit/base	current	history1	history2
---------------	--------	------------	---------	----------	----------

Color					
Bottom					

GRAPHS



Certificate L2367

Laboratory : WearCheck USA - 501 Madison Ave., Cary, NC 27513
Sample No. : WC11101570 **Received** : 02 Feb 2021
Lab Number : 05172684 **Diagnosed** : 02 Feb 2021
Unique Number : 9347967 **Diagnostician** : Wes Davis
Test Package : IND 1

ARKEMA INC
 601 TIGHTSQUEEZE INDUSTRIAL RD
 CHATHAM, VA
 US 24531
 Contact: JODY SPARKS
 JODY.SPARKS@ARKEMA.COM
 T: (434)432-3705
 F:

To discuss this sample report, contact Customer Service at 1-800-237-1369.

* - Denotes test methods that are outside of the ISO 17025 scope of accreditation.

Statements of conformity to specifications are based on the simple acceptance decision rule (JCGM 106:2012)