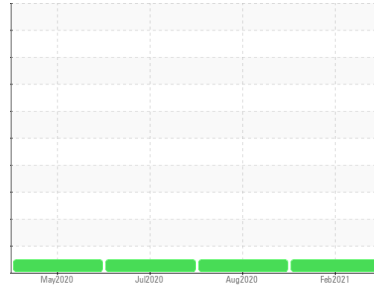




OIL ANALYSIS REPORT

Sample Rating Trend

NORMAL



Area
97
Machine Id
[97] A97 B114
Component
Center Compressor
Fluid
COMP LIFE 100 (8 GAL)

DIAGNOSIS

Recommendation

Resample at the next service interval to monitor.

Wear

All component wear rates are normal.

Contamination

There is no indication of any contamination in the oil.

Fluid Condition

The AN level is acceptable for this fluid. The condition of the oil is suitable for further service.

SAMPLE INFORMATION		method	limit/base	current	history 1	history 2
Sample Number	Client Info			HPL007888	HPL010046	HPL007629
Sample Date	Client Info			10 Feb 2021	05 Aug 2020	16 Jul 2020
Machine Age	hrs	Client Info		6407	3252	4560
Oil Age	hrs	Client Info		3875	720	2028
Oil Changed	Client Info			Not Changed	Changed	Not Changed
Sample Status				NORMAL	NORMAL	NORMAL

WEAR METALS		method	limit/base	current	history 1	history 2
Iron	ppm	ASTM D5185m	>50	3	<1	6
Chromium	ppm	ASTM D5185m	>5	<1	0	1
Nickel	ppm	ASTM D5185m		<1	<1	<1
Titanium	ppm	ASTM D5185m		<1	0	0
Silver	ppm	ASTM D5185m		0	0	<1
Aluminum	ppm	ASTM D5185m	>15	<1	<1	<1
Lead	ppm	ASTM D5185m	>65	0	0	0
Copper	ppm	ASTM D5185m	>65	<1	<1	<1
Tin	ppm	ASTM D5185m	>10	0	0	0
Antimony	ppm	ASTM D5185m		0	0	0
Vanadium	ppm	ASTM D5185m		<1	0	0
Cadmium	ppm	ASTM D5185m		0	0	0

ADDITIVES		method	limit/base	current	history 1	history 2
Boron	ppm	ASTM D5185m		<1	0	12
Barium	ppm	ASTM D5185m		0	0	0
Molybdenum	ppm	ASTM D5185m		0	0	<1
Manganese	ppm	ASTM D5185m		<1	0	<1
Magnesium	ppm	ASTM D5185m		0	<1	0
Calcium	ppm	ASTM D5185m		158	170	145
Phosphorus	ppm	ASTM D5185m		4	14	12
Zinc	ppm	ASTM D5185m		0	6	0
Sulfur	ppm	ASTM D5185m		17487	17588	16676

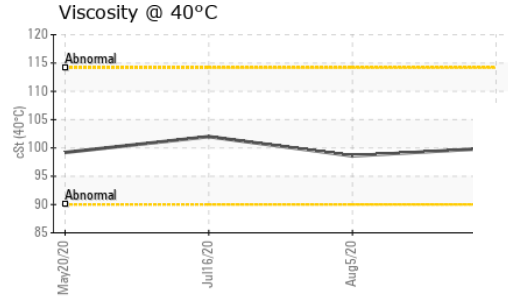
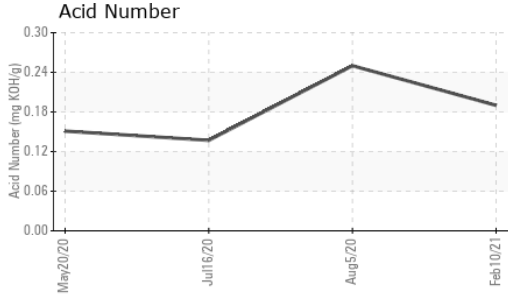
CONTAMINANTS		method	limit/base	current	history 1	history 2
Silicon	ppm	ASTM D5185m	>35	1	<1	2
Sodium	ppm	ASTM D5185m		11	1	11
Potassium	ppm	ASTM D5185m	>20	0	0	5

FLUID DEGRADATION		method	limit/base	current	history 1	history 2
Acid Number (AN)	mg KOH/g	ASTM D8045		0.190	0.250	0.137

VISUAL		method	limit/base	current	history 1	history 2
White Metal	scalar	*Visual	NONE	NONE	NONE	NONE
Yellow Metal	scalar	*Visual	NONE	NONE	NONE	NONE
Precipitate	scalar	*Visual	NONE	NONE	NONE	NONE
Silt	scalar	*Visual	NONE	NONE	NONE	NONE
Debris	scalar	*Visual	NONE	NONE	NONE	LIGHT
Sand/Dirt	scalar	*Visual	NONE	NONE	NONE	NONE
Appearance	scalar	*Visual	NORML	NORML	NORML	NORML
Odor	scalar	*Visual	NORML	NORML	NORML	NORML
Emulsified Water	scalar	*Visual	>0.1	NEG	NEG	NEG
Free Water	scalar	*Visual		NEG	NEG	NEG



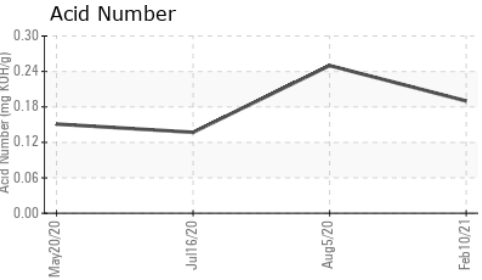
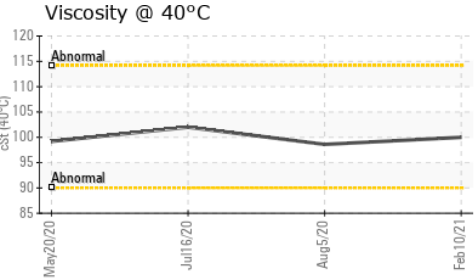
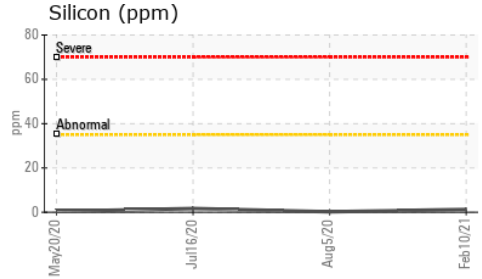
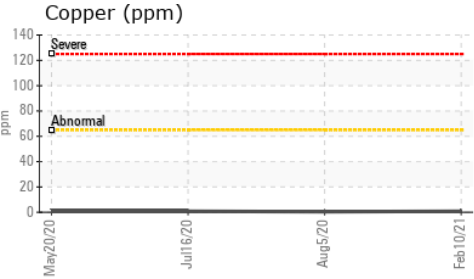
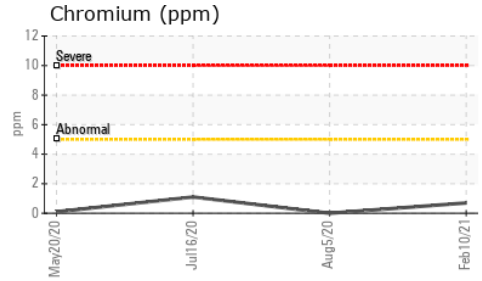
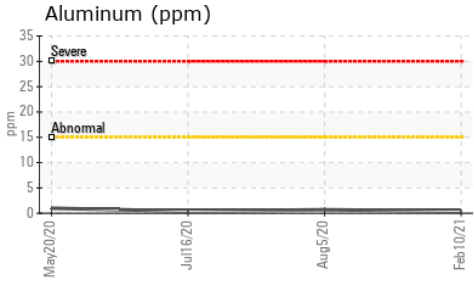
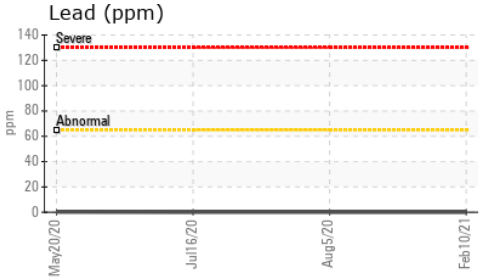
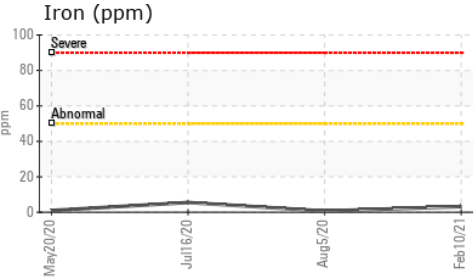
OIL ANALYSIS REPORT



FLUID PROPERTIES	method	limit/base	current	history 1	history 2
Visc @ 40°C	cSt	ASTM D445	100	98.6	102

SAMPLE IMAGES	method	limit/base	current	history 1	history 2
Color				no image	no image
Bottom				no image	no image

GRAPHS



Certificate L2367

Laboratory : WearCheck USA - 501 Madison Ave., Cary, NC 27513
Sample No. : HPL007888 **Received** : 04 Mar 2021
Lab Number : **05196015** **Diagnosed** : 04 Mar 2021
Unique Number : 9391326 **Diagnostician** : Wes Davis
Test Package : MOB 2

To discuss this sample report, contact Customer Service at 1-800-237-1369.

* - Denotes test methods that are outside of the ISO 17025 scope of accreditation.

Statements of conformity to specifications are based on the simple acceptance decision rule (JCGM 106:2012)

KENSING
 2525 S KENSINGTON RD
 KANKAKEE, IL
 US 60901

Contact: TIM HUBERT
timothy.hubert@kensingsolutions.com

T: (815)939-8918

F: x: