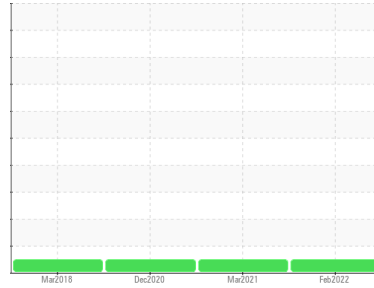




OIL ANALYSIS REPORT

Sample Rating Trend

NORMAL



Area
QUINCY SYN PLUS [12395812]
 Machine Id
QUINCY UTY100258 - PRIME PROCESSING
 Component
Compressor

DIAGNOSIS

Recommendation

Resample at the next service interval to monitor.

Wear

All component wear rates are normal.

Contamination

There is no indication of any contamination in the oil.

Fluid Condition

The AN level is acceptable for this fluid. The condition of the oil is suitable for further service.

SAMPLE INFORMATION		method	limit/base	current	history1	history2
Sample Number	Client Info			UCH05485166	UCH05221675	UCH05150707
Sample Date	Client Info			28 Feb 2022	31 Mar 2021	21 Dec 2020
Machine Age	hrs	Client Info		37052	34546	33946
Oil Age	hrs	Client Info		6123	7514	6914
Oil Changed	Client Info			Not Chngd	Not Chngd	Not Chngd
Sample Status				NORMAL	NORMAL	NORMAL

WEAR METALS		method	limit/base	current	history1	history2
Iron	ppm	ASTM D5185m	>50	<1	0	<1
Chromium	ppm	ASTM D5185m	>10	0	0	0
Nickel	ppm	ASTM D5185m		0	0	<1
Titanium	ppm	ASTM D5185m		0	0	0
Silver	ppm	ASTM D5185m		0	<1	0
Aluminum	ppm	ASTM D5185m	>25	<1	0	0
Lead	ppm	ASTM D5185m	>25	<1	0	0
Copper	ppm	ASTM D5185m	>50	1	<1	<1
Tin	ppm	ASTM D5185m	>15	0	0	<1
Antimony	ppm	ASTM D5185m		0	0	0
Vanadium	ppm	ASTM D5185m		0	0	0
Cadmium	ppm	ASTM D5185m		0	0	0

ADDITIVES		method	limit/base	current	history1	history2
Boron	ppm	ASTM D5185m		<1	2	<1
Barium	ppm	ASTM D5185m		225	254	133
Molybdenum	ppm	ASTM D5185m		0	0	0
Manganese	ppm	ASTM D5185m		0	<1	0
Magnesium	ppm	ASTM D5185m		<1	<1	<1
Calcium	ppm	ASTM D5185m		6	2	1
Phosphorus	ppm	ASTM D5185m		37	37	47
Zinc	ppm	ASTM D5185m		38	14	12
Sulfur	ppm	ASTM D5185m		142	198	123

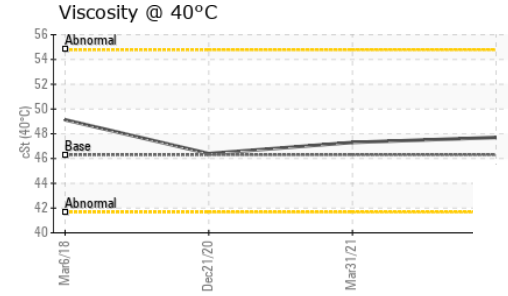
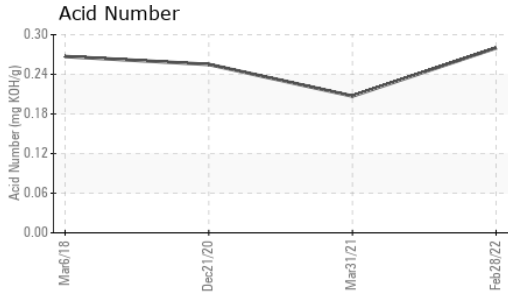
CONTAMINANTS		method	limit/base	current	history1	history2
Silicon	ppm	ASTM D5185m	>25	20	1	<1
Sodium	ppm	ASTM D5185m		55	38	29
Potassium	ppm	ASTM D5185m	>20	2	3	1

FLUID DEGRADATION		method	limit/base	current	history1	history2
Acid Number (AN)	mg KOH/g	ASTM D8045		0.28	0.207	0.255

VISUAL		method	limit/base	current	history1	history2
White Metal	scalar	*Visual	NONE	LIGHT	NONE	NONE
Yellow Metal	scalar	*Visual	NONE	NONE	NONE	NONE
Precipitate	scalar	*Visual	NONE	NONE	NONE	NONE
Silt	scalar	*Visual	NONE	NONE	NONE	NONE
Debris	scalar	*Visual	NONE	NONE	NONE	NONE
Sand/Dirt	scalar	*Visual	NONE	NONE	NONE	NONE
Appearance	scalar	*Visual	NORML	NORML	NORML	NORML
Odor	scalar	*Visual	NORML	NORML	NORML	NORML
Emulsified Water	scalar	*Visual	>0.1	NEG	NEG	NEG
Free Water	scalar	*Visual		NEG	NEG	NEG



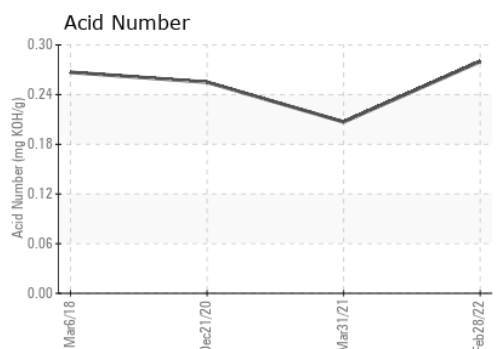
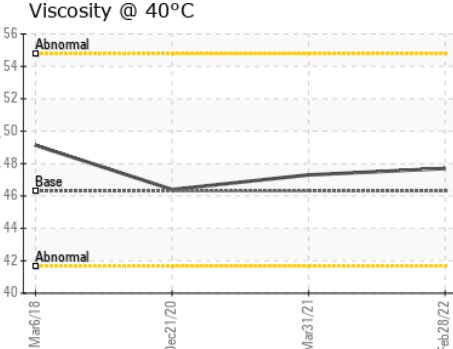
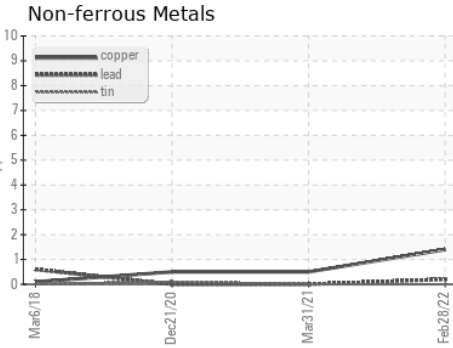
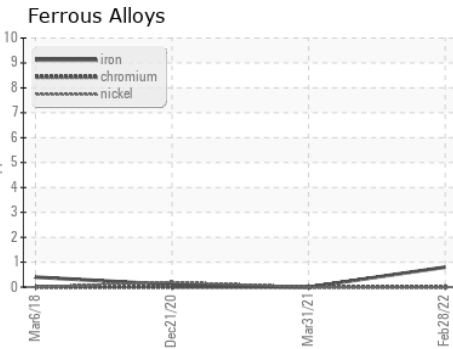
OIL ANALYSIS REPORT



FLUID PROPERTIES		method	limit/base	current	history1	history2
Visc @ 40°C	cSt	ASTM D445	46.3	47.7	47.3	46.4

SAMPLE IMAGES		method	limit/base	current	history1	history2
Color						
Bottom						

GRAPHS



Laboratory : WearCheck USA - 501 Madison Ave., Cary, NC 27513
Sample No. : UCH05485166 **Received** : 07 Mar 2022
Lab Number : **05485166** **Diagnosed** : 09 Mar 2022
Unique Number : 9879385 **Diagnostician** : Don Baldrige
Test Package : IND 2

TOTAL EQUIPMENT COMPANY
 200 SMILEY DR
 SAINT ALBANS, WV
 US 25177
 Contact:

To discuss this sample report, contact Customer Service at 1-800-237-1369.
 * - Denotes test methods that are outside of the ISO 17025 scope of accreditation.
 Statements of conformity to specifications are based on the simple acceptance decision rule (JCGM 106:2012)

T:
F: