



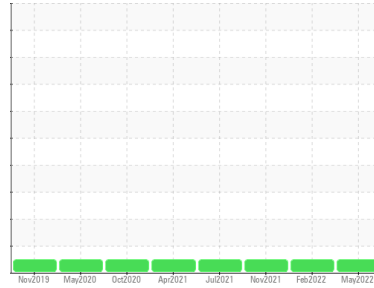
OIL ANALYSIS REPORT

Sample Rating Trend

NORMAL



Area
TEC 10K [12541243]
 Machine Id
ATLAS COPCO CAI486821 - TODD JUDY FORD
 Component
Compressor



DIAGNOSIS

Recommendation

Resample at the next service interval to monitor.

Wear

All component wear rates are normal.

Contamination

There is no indication of any contamination in the component.

Fluid Condition

The AN level is acceptable for this fluid. The condition of the oil is suitable for further service.

SAMPLE INFORMATION

	method	limit/base	current	history1	history2
Sample Number	Client Info		UCH05545808	UCH05528346	UCH05402445
Sample Date	Client Info		09 May 2022	21 Feb 2022	08 Nov 2021
Machine Age	hrs	Client Info	35064	33413	30996
Oil Age	hrs	Client Info	4068	2457	7678
Oil Changed	Client Info		Not Chngd	Not Chngd	Changed
Sample Status			NORMAL	NORMAL	NORMAL

WEAR METALS

	method	limit/base	current	history1	history2
Iron	ppm	ASTM D5185m >50	0	0	0
Chromium	ppm	ASTM D5185m >5	0	0	<1
Nickel	ppm	ASTM D5185m	0	0	0
Titanium	ppm	ASTM D5185m	0	0	0
Silver	ppm	ASTM D5185m	<1	0	<1
Aluminum	ppm	ASTM D5185m >15	<1	0	0
Lead	ppm	ASTM D5185m >65	<1	0	<1
Copper	ppm	ASTM D5185m >65	<1	<1	<1
Tin	ppm	ASTM D5185m >10	<1	0	<1
Antimony	ppm	ASTM D5185m	---	---	0
Vanadium	ppm	ASTM D5185m	0	0	0
Cadmium	ppm	ASTM D5185m	0	0	0

ADDITIVES

	method	limit/base	current	history1	history2
Boron	ppm	ASTM D5185m	<1	0	<1
Barium	ppm	ASTM D5185m	0	0	<1
Molybdenum	ppm	ASTM D5185m	0	0	0
Manganese	ppm	ASTM D5185m	0	0	0
Magnesium	ppm	ASTM D5185m	0	0	<1
Calcium	ppm	ASTM D5185m	0	0	0
Phosphorus	ppm	ASTM D5185m	314	314	243
Zinc	ppm	ASTM D5185m	98	82	101
Sulfur	ppm	ASTM D5185m	306	235	246

CONTAMINANTS

	method	limit/base	current	history1	history2
Silicon	ppm	ASTM D5185m >35	1	<1	<1
Sodium	ppm	ASTM D5185m	4	2	3
Potassium	ppm	ASTM D5185m >20	<1	0	<1

FLUID DEGRADATION

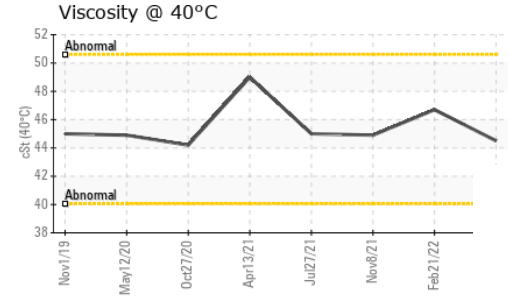
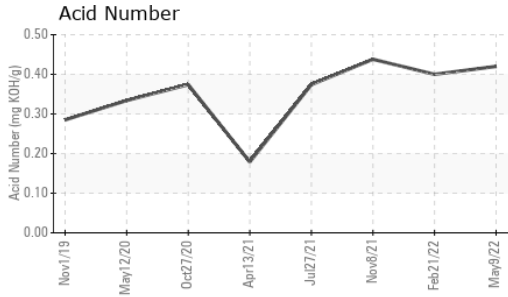
	method	limit/base	current	history1	history2
Acid Number (AN)	mg KOH/g	ASTM D8045	0.42	0.40	0.438

VISUAL

	method	limit/base	current	history1	history2
White Metal	scalar	*Visual NONE	NONE	NONE	NONE
Yellow Metal	scalar	*Visual NONE	NONE	NONE	NONE
Precipitate	scalar	*Visual NONE	NONE	NONE	NONE
Silt	scalar	*Visual NONE	NONE	NONE	NONE
Debris	scalar	*Visual NONE	NONE	NONE	NONE
Sand/Dirt	scalar	*Visual NONE	NONE	NONE	NONE
Appearance	scalar	*Visual NORML	NORML	NORML	NORML
Odor	scalar	*Visual NORML	NORML	NORML	NORML
Emulsified Water	scalar	*Visual >0.1	NEG	NEG	NEG
Free Water	scalar	*Visual	NEG	NEG	NEG




OIL ANALYSIS REPORT

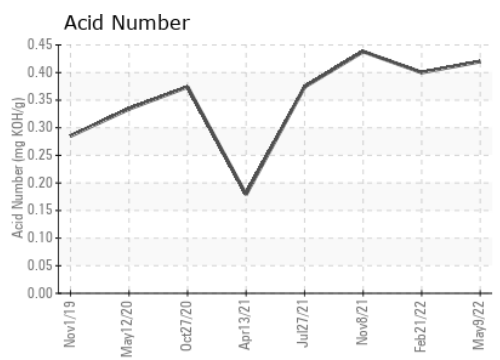
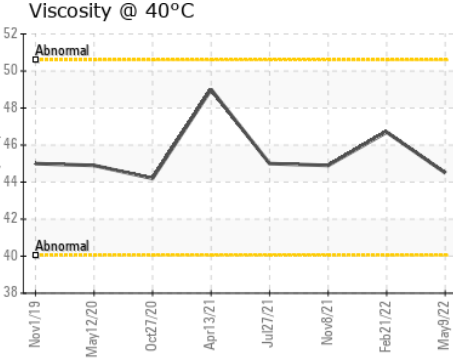
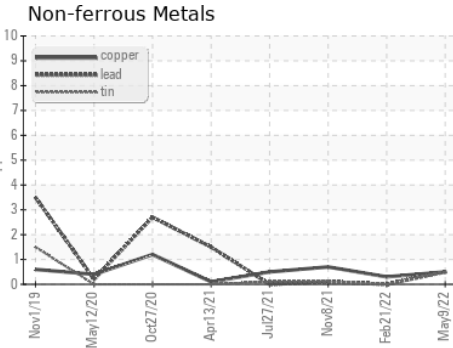
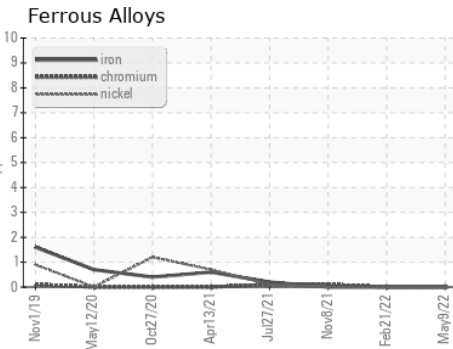


FLUID PROPERTIES	method	limit/base	current	history1	history2
Visc @ 40°C	cSt	ASTM D445	44.5	46.7	44.9

SAMPLE IMAGES	method	limit/base	current	history1	history2
---------------	--------	------------	---------	----------	----------



GRAPHS



Laboratory : WearCheck USA - 501 Madison Ave., Cary, NC 27513
Sample No. : UCH05545808
Lab Number : 05545808
Unique Number : 9980175
Test Package : IND 2
Received : 16 May 2022
Diagnosed : 17 May 2022
Diagnostician : Jonathan Hester

TOTAL EQUIPMENT COMPANY
 200 SMILEY DR
 SAINT ALBANS, WV
 US 25177
 Contact:

To discuss this sample report, contact Customer Service at 1-800-237-1369.
 * - Denotes test methods that are outside of the ISO 17025 scope of accreditation.
 Statements of conformity to specifications are based on the simple acceptance decision rule (JCGM 106:2012)

T:
F: