



OIL ANALYSIS REPORT


Sample Rating Trend

ISO



Area
[73059605]
 Machine Id
2758344 (S/N 1086)

Component
Compressor
 Fluid
KAESER SIGMA (OEM) M-460 (--- GAL)



DIAGNOSIS

Recommendation

Oil and filter change at the time of sampling has been noted. Resample at the next service interval to monitor.

Wear

All component wear rates are normal.

Contamination

There is a moderate amount of particulates present in the oil.

Fluid Condition

The AN level is acceptable for this fluid. The condition of the oil is suitable for further service.

SAMPLE INFORMATION

| method | limit/base | current | history1 | history2 |
|---------------|-----------------|--------------------|----------|----------|
| Sample Number | Client Info | KCP40650 | --- | --- |
| Sample Date | Client Info | 26 Jul 2022 | --- | --- |
| Machine Age | hrs Client Info | 127952 | --- | --- |
| Oil Age | hrs Client Info | 3000 | --- | --- |
| Oil Changed | Client Info | Changed | --- | --- |
| Sample Status | | ATTENTION | --- | --- |

WEAR METALS

| method | limit/base | current | history1 | history2 |
|--------------------------|------------|-----------|----------|----------|
| Iron ppm ASTM D5185m | >50 | 0 | --- | --- |
| Chromium ppm ASTM D5185m | >10 | 0 | --- | --- |
| Nickel ppm ASTM D5185m | >3 | 0 | --- | --- |
| Titanium ppm ASTM D5185m | >3 | 0 | --- | --- |
| Silver ppm ASTM D5185m | >2 | 0 | --- | --- |
| Aluminum ppm ASTM D5185m | >10 | 0 | --- | --- |
| Lead ppm ASTM D5185m | >10 | 0 | --- | --- |
| Copper ppm ASTM D5185m | >50 | 11 | --- | --- |
| Tin ppm ASTM D5185m | >10 | 0 | --- | --- |
| Vanadium ppm ASTM D5185m | | 0 | --- | --- |
| Cadmium ppm ASTM D5185m | | 0 | --- | --- |

ADDITIVES

| method | limit/base | current | history1 | history2 |
|----------------------------|------------|--------------|----------|----------|
| Boron ppm ASTM D5185m | 0 | 0 | --- | --- |
| Barium ppm ASTM D5185m | 90 | <1 | --- | --- |
| Molybdenum ppm ASTM D5185m | 0 | 0 | --- | --- |
| Manganese ppm ASTM D5185m | | 0 | --- | --- |
| Magnesium ppm ASTM D5185m | 100 | 0 | --- | --- |
| Calcium ppm ASTM D5185m | 0 | 0 | --- | --- |
| Phosphorus ppm ASTM D5185m | 0 | 2 | --- | --- |
| Zinc ppm ASTM D5185m | 0 | 0 | --- | --- |
| Sulfur ppm ASTM D5185m | 23500 | 17838 | --- | --- |

CONTAMINANTS

| method | limit/base | current | history1 | history2 |
|---------------------------|------------|--------------|----------|----------|
| Silicon ppm ASTM D5185m | >25 | 0 | --- | --- |
| Sodium ppm ASTM D5185m | | <1 | --- | --- |
| Potassium ppm ASTM D5185m | >20 | 0 | --- | --- |
| Water % ASTM D6304 | >0.05 | 0.003 | --- | --- |
| ppm Water ppm ASTM D6304 | >500 | 38.7 | --- | --- |

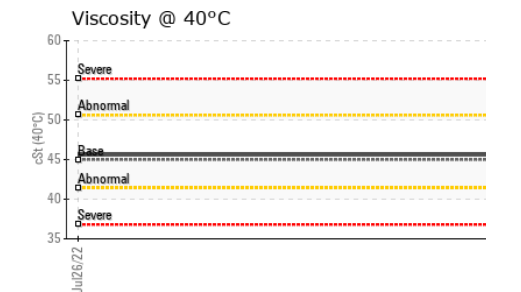



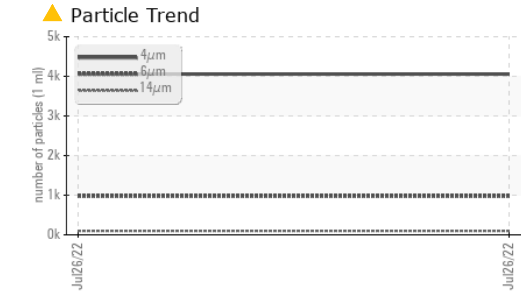
FLUID CLEANLINESS

| method | limit/base | current | history1 | history2 |
|------------------------------|------------|-------------------|----------|----------|
| Particles >4µm ASTM D7647 | | 4057 | --- | --- |
| Particles >6µm ASTM D7647 | >1300 | 979 | --- | --- |
| Particles >14µm ASTM D7647 | >80 | ▲ 98 | --- | --- |
| Particles >21µm ASTM D7647 | >20 | ▲ 23 | --- | --- |
| Particles >38µm ASTM D7647 | >4 | 2 | --- | --- |
| Particles >71µm ASTM D7647 | >3 | 0 | --- | --- |
| Oil Cleanliness ISO 4406 (c) | >--/17/13 | ▲ 19/17/14 | --- | --- |

FLUID DEGRADATION

| method | limit/base | current | history1 | history2 |
|--------------------------------------|------------|-------------|----------|----------|
| Acid Number (AN) mg KOH/g ASTM D8045 | 1.0 | 0.46 | --- | --- |


OIL ANALYSIS REPORT



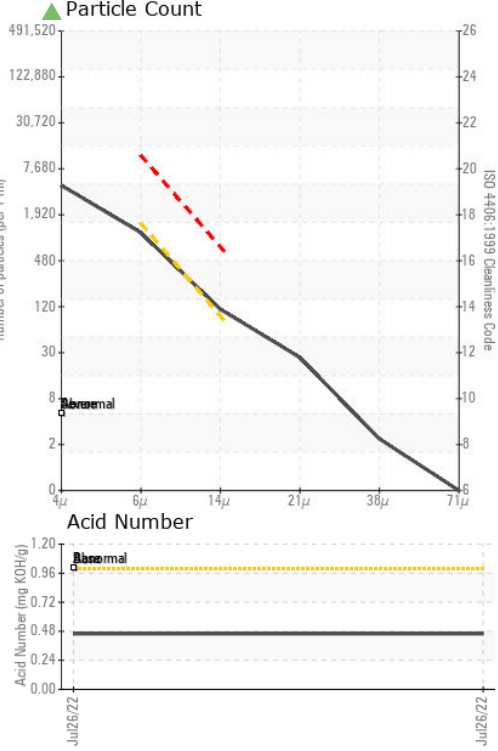
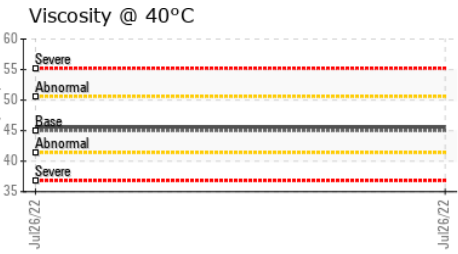
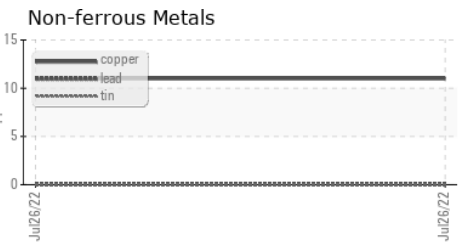

| VISUAL | method | limit/base | current | history1 | history2 |
|------------------|--------|------------|---------|----------|----------|
| White Metal | scalar | *Visual | NONE | NONE | --- |
| Yellow Metal | scalar | *Visual | NONE | NONE | --- |
| Precipitate | scalar | *Visual | NONE | NONE | --- |
| Silt | scalar | *Visual | NONE | NONE | --- |
| Debris | scalar | *Visual | NONE | NONE | --- |
| Sand/Dirt | scalar | *Visual | NONE | NONE | --- |
| Appearance | scalar | *Visual | NORML | NORML | --- |
| Odor | scalar | *Visual | NORML | NORML | --- |
| Emulsified Water | scalar | *Visual | >0.05 | NEG | --- |
| Free Water | scalar | *Visual | | NEG | --- |

| FLUID PROPERTIES | method | limit/base | current | history1 | history2 |
|------------------|--------|------------|---------|----------|----------|
| Visc @ 40°C | cSt | ASTM D445 | 45 | 45.6 | --- |

| SAMPLE IMAGES | method | limit/base | current | history1 | history2 |
|---------------|--------|------------|---------|----------|----------|
|---------------|--------|------------|---------|----------|----------|



GRAPHS



Laboratory : WearCheck USA - 501 Madison Ave., Cary, NC 27513
Sample No. : KCP40650 **Received** : 29 Jul 2022
Lab Number : 05604510 **Diagnosed** : 02 Aug 2022
Unique Number : 10073991 **Diagnostician** : Don Baldrige
Test Package : IND 2 (Additional Tests: KF, PrtCount)

STREAMLINE CIRCUITS
 1410 MARTIN AVE
 SANTA CLARA, CA
 US 95050
 Contact: SEAN NEVOLI
 SEANNEVOLI@SUMMIT-PCB.COM
 T:
 F:

To discuss this sample report, contact Customer Service at 1-800-237-1369.
 * - Denotes test methods that are outside of the ISO 17025 scope of accreditation.
 Statements of conformity to specifications are based on the simple acceptance decision rule (JCGM 106:2012)