



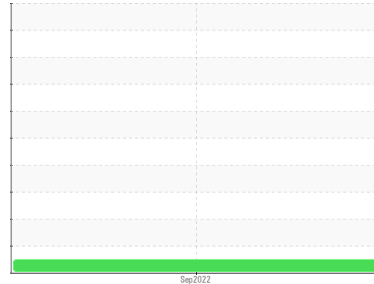
OIL ANALYSIS REPORT

Sample Rating Trend

NORMAL



Machine Id
MGDR BLDG 400 MGDR BLDG 400
 Component
Compressor
 Fluid
BOGE S9000 (--- GAL)



DIAGNOSIS

Recommendation

Resample at the next service interval to monitor.

Wear

All component wear rates are normal.

Contamination

There is no indication of any contamination in the oil.

Fluid Condition

The AN level is acceptable for this fluid. The condition of the oil is suitable for further service.

SAMPLE INFORMATION

	method	limit/base	current	history1	history2
Sample Number	Client Info		RP0023711	---	---
Sample Date	Client Info		22 Sep 2022	---	---
Machine Age	hrs	Client Info	0	---	---
Oil Age	hrs	Client Info	0	---	---
Oil Changed	Client Info		N/A	---	---
Sample Status			NORMAL	---	---

WEAR METALS

	method	limit/base	current	history1	history2
Iron	ppm	ASTM D5185m >50	0	---	---
Chromium	ppm	ASTM D5185m >10	0	---	---
Nickel	ppm	ASTM D5185m	0	---	---
Titanium	ppm	ASTM D5185m	0	---	---
Silver	ppm	ASTM D5185m	0	---	---
Aluminum	ppm	ASTM D5185m >25	<1	---	---
Lead	ppm	ASTM D5185m >25	0	---	---
Copper	ppm	ASTM D5185m >50	1	---	---
Tin	ppm	ASTM D5185m >15	0	---	---
Vanadium	ppm	ASTM D5185m	0	---	---
Cadmium	ppm	ASTM D5185m	0	---	---

ADDITIVES

	method	limit/base	current	history1	history2
Boron	ppm	ASTM D5185m	0	---	---
Barium	ppm	ASTM D5185m	<1	---	---
Molybdenum	ppm	ASTM D5185m	0	---	---
Manganese	ppm	ASTM D5185m	0	---	---
Magnesium	ppm	ASTM D5185m	17	---	---
Calcium	ppm	ASTM D5185m	<1	---	---
Phosphorus	ppm	ASTM D5185m	51	---	---
Zinc	ppm	ASTM D5185m	57	---	---

CONTAMINANTS

	method	limit/base	current	history1	history2
Silicon	ppm	ASTM D5185m >25	<1	---	---
Sodium	ppm	ASTM D5185m	0	---	---
Potassium	ppm	ASTM D5185m >20	0	---	---
Water	%	ASTM D6304 >0.1	0.063	---	---
ppm Water	ppm	ASTM D6304 >1000	635.4	---	---

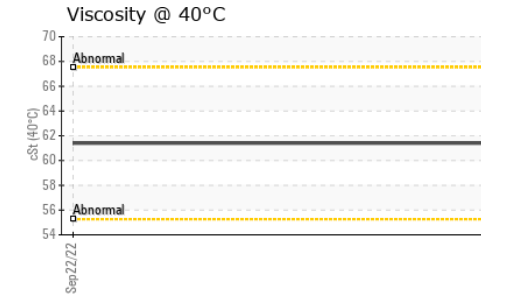
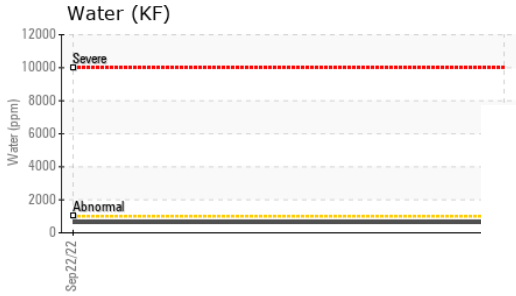

FLUID DEGRADATION

	method	limit/base	current	history1	history2
Acid Number (AN)	mg KOH/g	ASTM D8045	0.71	---	---

VISUAL

	method	limit/base	current	history1	history2
White Metal	scalar	*Visual NONE	NONE	---	---
Yellow Metal	scalar	*Visual NONE	NONE	---	---
Precipitate	scalar	*Visual NONE	NONE	---	---
Silt	scalar	*Visual NONE	NONE	---	---
Debris	scalar	*Visual NONE	NONE	---	---
Sand/Dirt	scalar	*Visual NONE	NONE	---	---
Appearance	scalar	*Visual NORML	NORML	---	---
Odor	scalar	*Visual NORML	NORML	---	---
Emulsified Water	scalar	*Visual >0.1	NEG	---	---
Free Water	scalar	*Visual	NEG	---	---



OIL ANALYSIS REPORT



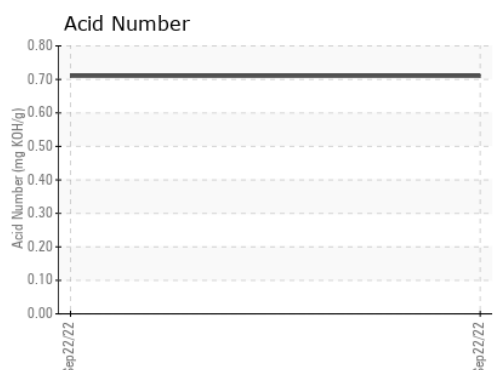

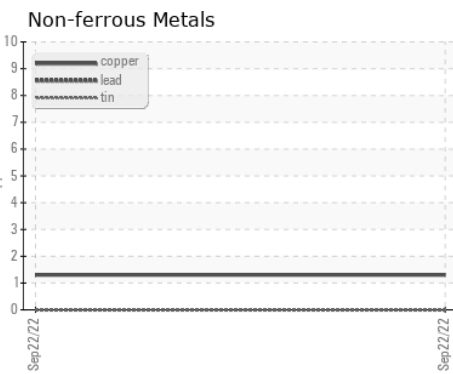

FLUID PROPERTIES		method	limit/base	current	history1	history2
------------------	--	--------	------------	---------	----------	----------

Visc @ 40°C	cSt	ASTM D445		61.4	---	---
-------------	-----	-----------	--	-------------	-----	-----

SAMPLE IMAGES		method	limit/base	current	history1	history2
---------------	--	--------	------------	---------	----------	----------

Color					no image	no image
Bottom					no image	no image

GRAPHS



Certificate L2367

Laboratory : WearCheck USA - 501 Madison Ave., Cary, NC 27513
Sample No. : RP0023711 **Received** : 28 Sep 2022
Lab Number : **05652673** **Diagnosed** : 29 Sep 2022
Unique Number : 10152225 **Diagnostician** : Angela Borella
Test Package : IND 2

ENERGY TRANSFER - SUNOCO PIPELINE
 1375 HOME AVENUE
 AKRON, OH
 US 44310
 Contact: SETH DICKENS
 seth.dickens@energytransfer.com
 T: (330)813-6444
 F: x:

To discuss this sample report, contact Customer Service at 1-800-237-1369.

* - Denotes test methods that are outside of the ISO 17025 scope of accreditation.

Statements of conformity to specifications are based on the simple acceptance decision rule (JCGM 106:2012)