



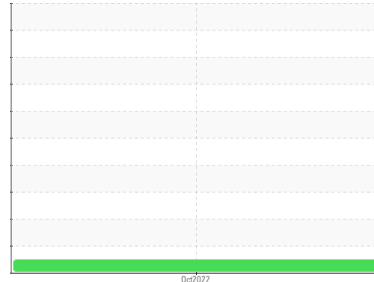
OIL ANALYSIS REPORT

Sample Rating Trend

NORMAL



Area
ULTRACHEM COOLANT 32 PE
 Machine Id
SULLAIR 201710050070 - PML
 Component
Compressor



DIAGNOSIS

Recommendation

Oil and filter change at the time of sampling has been noted. Resample at the next service interval to monitor.

Wear

All component wear rates are normal.

Contamination

There is no indication of any contamination in the oil.

Fluid Condition

The AN level is acceptable for this fluid. The condition of the oil is acceptable for the time in service.

| SAMPLE INFORMATION | | method | limit/base | current | history1 | history2 |
|--------------------|-------------|-------------|------------|--------------------|----------|----------|
| Sample Number | Client Info | | | UCH05683863 | --- | --- |
| Sample Date | Client Info | | | 27 Oct 2022 | --- | --- |
| Machine Age | hrs | Client Info | | 23745 | --- | --- |
| Oil Age | hrs | Client Info | | 8000 | --- | --- |
| Oil Changed | Client Info | | | Changed | --- | --- |
| Sample Status | | | | NORMAL | --- | --- |

| WEAR METALS | | method | limit/base | current | history1 | history2 |
|-------------|-----|-------------|------------|--------------|----------|----------|
| Iron | ppm | ASTM D5185m | >50 | 6 | --- | --- |
| Chromium | ppm | ASTM D5185m | >10 | 0 | --- | --- |
| Nickel | ppm | ASTM D5185m | | 0 | --- | --- |
| Titanium | ppm | ASTM D5185m | | <1 | --- | --- |
| Silver | ppm | ASTM D5185m | | 0 | --- | --- |
| Aluminum | ppm | ASTM D5185m | >25 | 4 | --- | --- |
| Lead | ppm | ASTM D5185m | >25 | 0 | --- | --- |
| Copper | ppm | ASTM D5185m | >50 | <1 | --- | --- |
| Tin | ppm | ASTM D5185m | >15 | <1 | --- | --- |
| Vanadium | ppm | ASTM D5185m | | 0 | --- | --- |
| Cadmium | ppm | ASTM D5185m | | 0 | --- | --- |

| ADDITIVES | | method | limit/base | current | history1 | history2 |
|------------|-----|-------------|------------|--------------|----------|----------|
| Boron | ppm | ASTM D5185m | 1 | 0 | --- | --- |
| Barium | ppm | ASTM D5185m | 730 | 449 | --- | --- |
| Molybdenum | ppm | ASTM D5185m | 0 | 0 | --- | --- |
| Manganese | ppm | ASTM D5185m | 0.0 | <1 | --- | --- |
| Magnesium | ppm | ASTM D5185m | 0 | <1 | --- | --- |
| Calcium | ppm | ASTM D5185m | 0 | 2 | --- | --- |
| Phosphorus | ppm | ASTM D5185m | 0 | 17 | --- | --- |
| Zinc | ppm | ASTM D5185m | 0 | 10 | --- | --- |
| Sulfur | ppm | ASTM D5185m | 590 | 611 | --- | --- |

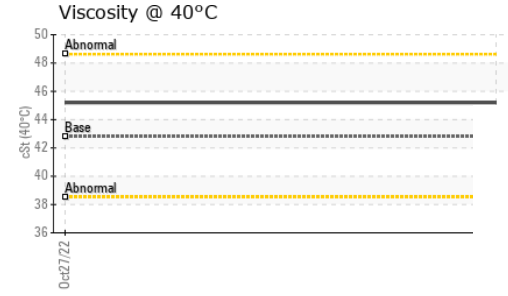

| CONTAMINANTS | | method | limit/base | current | history1 | history2 |
|--------------|-----|-------------|------------|--------------|----------|----------|
| Silicon | ppm | ASTM D5185m | >25 | 10 | --- | --- |
| Sodium | ppm | ASTM D5185m | | 91 | --- | --- |
| Potassium | ppm | ASTM D5185m | >20 | <1 | --- | --- |

| FLUID DEGRADATION | | method | limit/base | current | history1 | history2 |
|-------------------|----------|------------|------------|-------------|----------|----------|
| Acid Number (AN) | mg KOH/g | ASTM D8045 | 0.14 | 0.24 | --- | --- |

| VISUAL | | method | limit/base | current | history1 | history2 |
|------------------|--------|---------|------------|--------------|----------|----------|
| White Metal | scalar | *Visual | NONE | VLITE | --- | --- |
| Yellow Metal | scalar | *Visual | NONE | NONE | --- | --- |
| Precipitate | scalar | *Visual | NONE | NONE | --- | --- |
| Silt | scalar | *Visual | NONE | NONE | --- | --- |
| Debris | scalar | *Visual | NONE | NONE | --- | --- |
| Sand/Dirt | scalar | *Visual | NONE | NONE | --- | --- |
| Appearance | scalar | *Visual | NORML | NORML | --- | --- |
| Odor | scalar | *Visual | NORML | NORML | --- | --- |
| Emulsified Water | scalar | *Visual | >0.1 | NEG | --- | --- |
| Free Water | scalar | *Visual | | NEG | --- | --- |




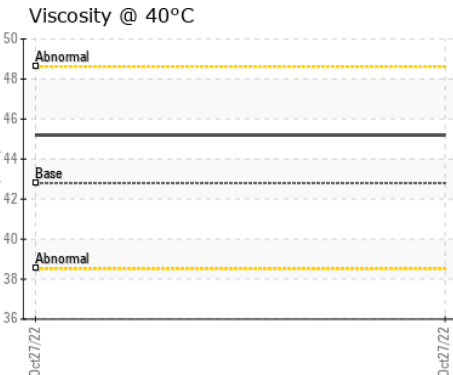
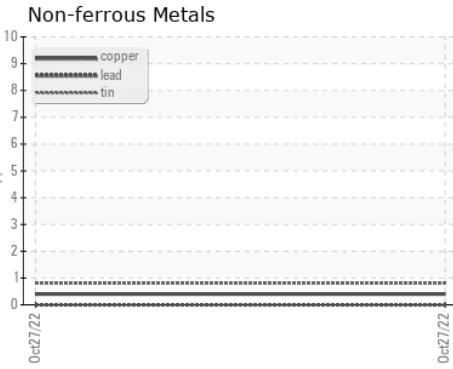
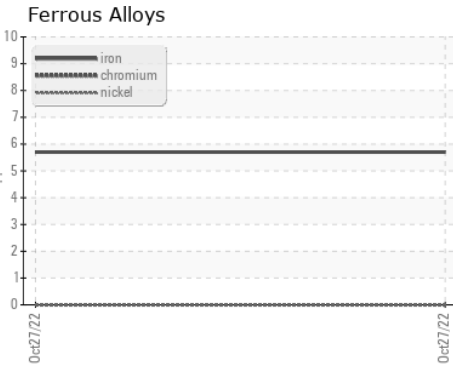
OIL ANALYSIS REPORT



| FLUID PROPERTIES | method | limit/base | current | history1 | history2 | |
|------------------|--------|------------|---------|-------------|----------|-----|
| Visc @ 40°C | cSt | ASTM D445 | 42.8 | 45.2 | --- | --- |

| SAMPLE IMAGES | method | limit/base | current | history1 | history2 |
|---------------|--------|------------|---------|----------|----------|
| Color | | | | no image | no image |
| Bottom | | | | no image | no image |

GRAPHS



Certificate L2367

Laboratory : WearCheck USA - 501 Madison Ave., Cary, NC 27513
 Sample No. : UCH05683863 Received : 03 Nov 2022
 Lab Number : **05683863** Diagnosed : 08 Nov 2022
 Unique Number : 10203435 Diagnostician : Angela Borella
 Test Package : IND 2

AIM POWER AND FLUIDS
 2884 SANDERWOOD DR
 MEMPHIS, TN
 US 38118

Contact: WAIN GOAD
 Wain.goad@aimcompanies.com

T: (901)363-2200

F:

To discuss this sample report, contact Customer Service at 1-800-237-1369.

* - Denotes test methods that are outside of the ISO 17025 scope of accreditation.

Statements of conformity to specifications are based on the simple acceptance decision rule (JCGM 106:2012)