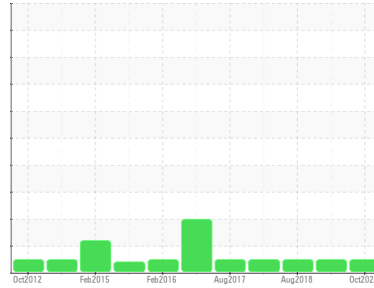




OIL ANALYSIS REPORT

Sample Rating Trend



NORMAL



Area
[1851477]
 Machine Id
L4 TAKE UP GEARBOX
 Component
Gearbox
 Fluid
ULTRA 220 (1 GAL)

DIAGNOSIS

Recommendation

Resample at the next service interval to monitor.

Wear

All component wear rates are normal.

Contamination

There is no indication of any contamination in the oil.

Fluid Condition

The AN level is acceptable for this fluid. The condition of the oil is suitable for further service.

SAMPLE INFORMATION		method	limit/base	current	history1	history2
Sample Number	Client Info			WC0690599	WC0346143	WCI2298636
Sample Date	Client Info			15 Oct 2022	26 Jun 2019	01 Aug 2018
Machine Age	mths	Client Info		0	0	6
Oil Age	mths	Client Info		0	0	0
Oil Changed	Client Info			N/A	N/A	N/A
Sample Status				NORMAL	NORMAL	NORMAL

WEAR METALS		method	limit/base	current	history1	history2
Iron	ppm	ASTM D5185m	>200	<1	<1	17
Chromium	ppm	ASTM D5185m	>15	0	0	<1
Nickel	ppm	ASTM D5185m	>15	0	<1	<1
Titanium	ppm	ASTM D5185m		0	0	0
Silver	ppm	ASTM D5185m		0	0	0
Aluminum	ppm	ASTM D5185m	>25	0	0	0
Lead	ppm	ASTM D5185m	>100	0	<1	<1
Copper	ppm	ASTM D5185m	>200	0	<1	0
Tin	ppm	ASTM D5185m	>25	0	0	0
Antimony	ppm	ASTM D5185m	>5	---	2	0
Vanadium	ppm	ASTM D5185m		0	0	0
Cadmium	ppm	ASTM D5185m		0	0	0

ADDITIVES		method	limit/base	current	history1	history2
Boron	ppm	ASTM D5185m		1	<1	<1
Barium	ppm	ASTM D5185m		0	0	0
Molybdenum	ppm	ASTM D5185m		0	0	0
Manganese	ppm	ASTM D5185m		0	<1	<1
Magnesium	ppm	ASTM D5185m		0	0	0
Calcium	ppm	ASTM D5185m		5	<1	<1
Phosphorus	ppm	ASTM D5185m		190	213	471
Zinc	ppm	ASTM D5185m		<1	<1	2
Sulfur	ppm	ASTM D5185m		2284	671	519

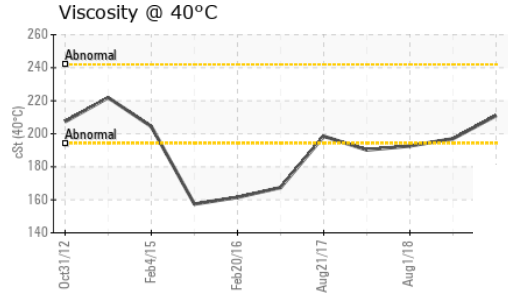
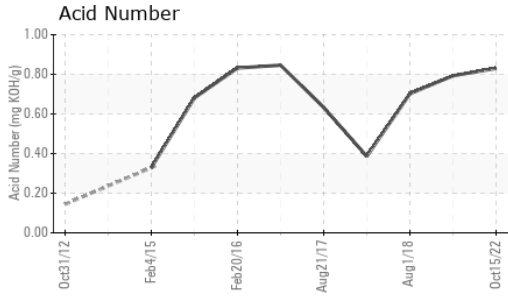
CONTAMINANTS		method	limit/base	current	history1	history2
Silicon	ppm	ASTM D5185m	>50	<1	<1	1
Sodium	ppm	ASTM D5185m		0	0	<1
Potassium	ppm	ASTM D5185m	>20	0	0	2

FLUID DEGRADATION		method	limit/base	current	history1	history2
Acid Number (AN)	mg KOH/g	ASTM D8045		0.83	0.793	0.702





VISUAL		method	limit/base	current	history1	history2
White Metal	scalar	*Visual	NONE	NONE	NONE	NONE
Yellow Metal	scalar	*Visual	NONE	NONE	NONE	NONE
Precipitate	scalar	*Visual	NONE	NONE	NONE	NONE
Silt	scalar	*Visual	NONE	NONE	NONE	NONE
Debris	scalar	*Visual	NONE	NONE	LIGHT	NONE
Sand/Dirt	scalar	*Visual	NONE	NONE	NONE	NONE
Appearance	scalar	*Visual	NORML	NORML	NORML	NORML
Odor	scalar	*Visual	NORML	NORML	NORML	NORML
Emulsified Water	scalar	*Visual	>0.2	NEG	NEG	NEG
Free Water	scalar	*Visual		NEG	NEG	NEG



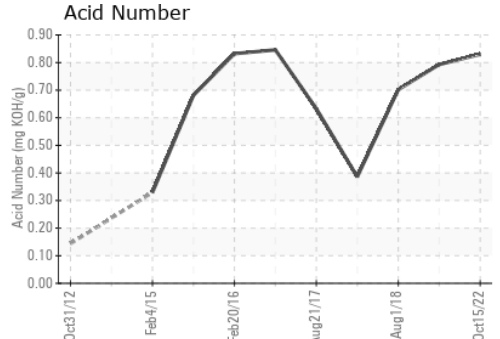
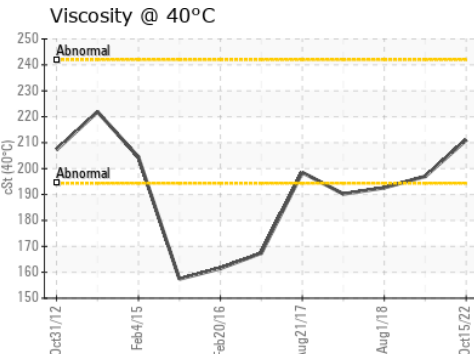
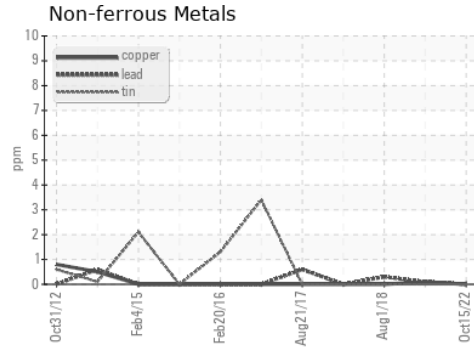
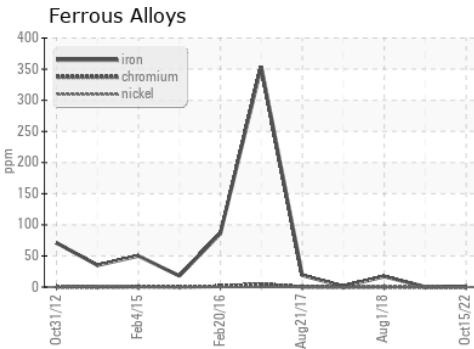
OIL ANALYSIS REPORT



FLUID PROPERTIES		method	limit/base	current	history1	history2
Visc @ 40°C	cSt	ASTM D445		211	197	192.6

SAMPLE IMAGES		method	limit/base	current	history1	history2
Color					no image	
Bottom					no image	

GRAPHS



Certificate L2367

Laboratory : WearCheck USA - 501 Madison Ave., Cary, NC 27513
Sample No. : WC0690599 **Received** : 15 Nov 2022
Lab Number : **05694130** **Diagnosed** : 16 Nov 2022
Unique Number : 10218703 **Diagnostician** : Wes Davis
Test Package : PLANT

LAMB WESTON/RDO
 PO BOX 552
 PARK RAPIDS, MN
 US 56470
 Contact: MICHAEL GRUIS
 michael.gruis@lambweston.com
 T: (218)732-2188
 F: (218)732-2175

To discuss this sample report, contact Customer Service at 1-800-237-1369.
 * - Denotes test methods that are outside of the ISO 17025 scope of accreditation.
 Statements of conformity to specifications are based on the simple acceptance decision rule (JCGM 106:2012)