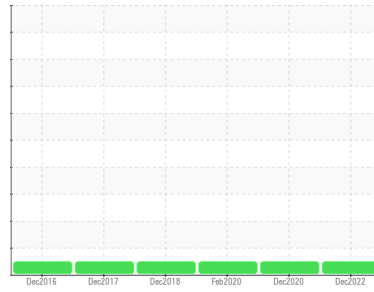




OIL ANALYSIS REPORT

Sample Rating Trend



NORMAL



Area
Molding
 Machine Id
PRESS 35 (S/N 61024689)
 Component
Hydraulic System
 Fluid
SHELL TELLUS S2 M 46 (--- GAL)

DIAGNOSIS

Recommendation

Resample at the next service interval to monitor.

Wear

All component wear rates are normal.

Contamination

The amount and size of particulates present in the system are acceptable.

Fluid Condition

The AN level is acceptable for this fluid. The condition of the oil is suitable for further service.

| SAMPLE INFORMATION | | method | limit/base | current | history1 | history2 |
|--------------------|-------------|-------------|------------|--------------------|-------------|-------------|
| Sample Number | Client Info | | | ST44384 | ST40988 | ST39385 |
| Sample Date | Client Info | | | 01 Dec 2022 | 11 Dec 2020 | 13 Feb 2020 |
| Machine Age | hrs | Client Info | | 0 | 0 | 0 |
| Oil Age | hrs | Client Info | | 0 | 0 | 0 |
| Oil Changed | Client Info | | | N/A | N/A | N/A |
| Sample Status | | | | NORMAL | NORMAL | NORMAL |

| WEAR METALS | | method | limit/base | current | history1 | history2 |
|-------------|-----|-------------|------------|--------------|----------|----------|
| Iron | ppm | ASTM D5185m | >20 | 1 | 1 | 1 |
| Chromium | ppm | ASTM D5185m | >20 | 0 | <1 | <1 |
| Nickel | ppm | ASTM D5185m | >20 | 0 | 0 | 0 |
| Titanium | ppm | ASTM D5185m | | 0 | 0 | 0 |
| Silver | ppm | ASTM D5185m | | 0 | 0 | <1 |
| Aluminum | ppm | ASTM D5185m | >20 | 0 | 0 | 0 |
| Lead | ppm | ASTM D5185m | >20 | 0 | <1 | 0 |
| Copper | ppm | ASTM D5185m | >20 | <1 | <1 | <1 |
| Tin | ppm | ASTM D5185m | >20 | 0 | 0 | 0 |
| Antimony | ppm | ASTM D5185m | | --- | 0 | 0 |
| Vanadium | ppm | ASTM D5185m | | 0 | 0 | 0 |
| Cadmium | ppm | ASTM D5185m | | 0 | 0 | 0 |

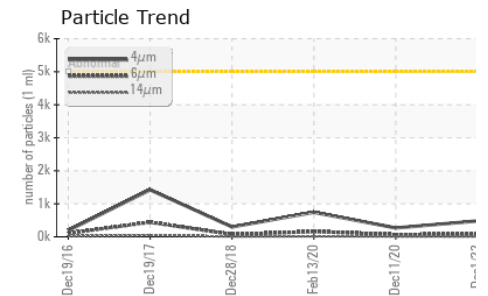
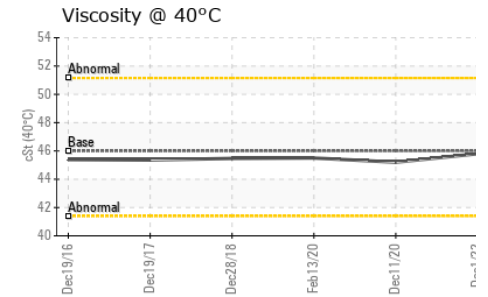
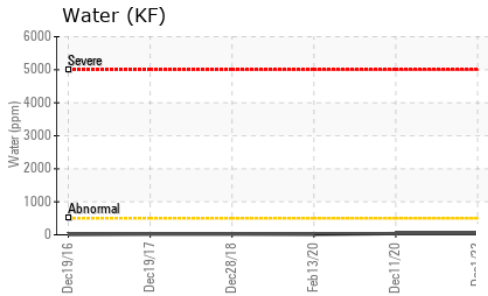
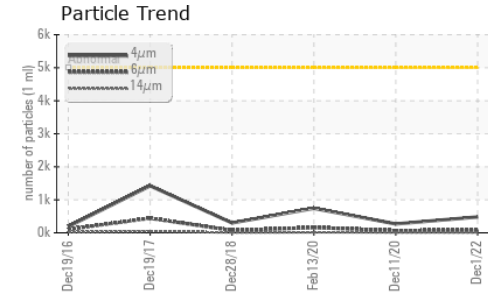
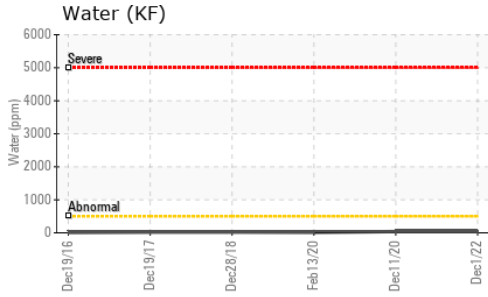
| ADDITIVES | | method | limit/base | current | history1 | history2 |
|------------|-----|-------------|------------|--------------|----------|----------|
| Boron | ppm | ASTM D5185m | | 0 | 0 | 0 |
| Barium | ppm | ASTM D5185m | | 0 | 0 | 0 |
| Molybdenum | ppm | ASTM D5185m | | 0 | 0 | <1 |
| Manganese | ppm | ASTM D5185m | | <1 | 0 | <1 |
| Magnesium | ppm | ASTM D5185m | | 0 | <1 | 0 |
| Calcium | ppm | ASTM D5185m | | 37 | 39 | 43 |
| Phosphorus | ppm | ASTM D5185m | | 60 | 63 | 71 |
| Zinc | ppm | ASTM D5185m | | 20 | 12 | 9 |
| Sulfur | ppm | ASTM D5185m | | 2562 | 2067 | 2250 |

| CONTAMINANTS | | method | limit/base | current | history1 | history2 |
|--------------|-----|-------------|------------|--------------|----------|----------|
| Silicon | ppm | ASTM D5185m | >15 | <1 | 1 | 1 |
| Sodium | ppm | ASTM D5185m | | 1 | 0 | <1 |
| Potassium | ppm | ASTM D5185m | >20 | 0 | 0 | <1 |
| Water | % | ASTM D6304 | >0.05 | 0.003 | 0.003 | 0.001 |
| ppm Water | ppm | ASTM D6304 | >500 | 36.1 | 38.4 | 11.7 |

| FLUID CLEANLINESS | | method | limit/base | current | history1 | history2 |
|-------------------|--|--------------|------------|-----------------|----------|----------|
| Particles >4µm | | ASTM D7647 | >5000 | 481 | 269 | 743 |
| Particles >6µm | | ASTM D7647 | >1300 | 79 | 67 | 161 |
| Particles >14µm | | ASTM D7647 | >160 | 8 | 9 | 15 |
| Particles >21µm | | ASTM D7647 | >40 | 3 | 3 | 6 |
| Particles >38µm | | ASTM D7647 | >10 | 0 | 0 | 0 |
| Particles >71µm | | ASTM D7647 | >3 | 0 | 0 | 0 |
| Oil Cleanliness | | ISO 4406 (c) | >19/17/14 | 16/13/10 | 15/13/10 | 17/15/11 |

| FLUID DEGRADATION | | method | limit/base | current | history1 | history2 |
|-------------------|----------|------------|------------|-------------|----------|----------|
| Acid Number (AN) | mg KOH/g | ASTM D8045 | | 0.20 | 0.166 | 0.154 |

OIL ANALYSIS REPORT



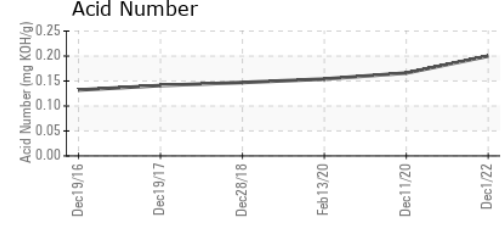
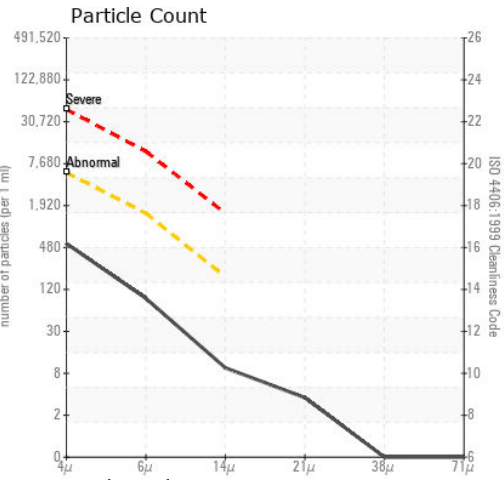
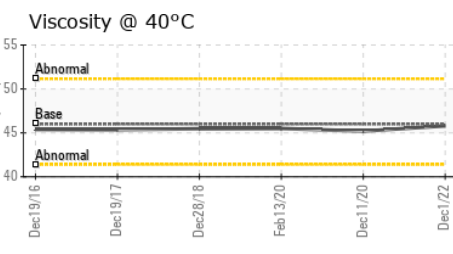
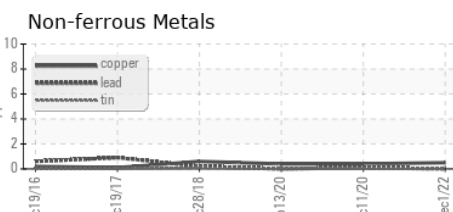
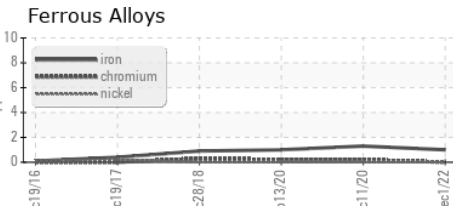
| VISUAL | method | limit/base | current | history1 | history2 |
|------------------|--------|------------|---------|----------|----------|
| White Metal | scalar | *Visual | NONE | NONE | NONE |
| Yellow Metal | scalar | *Visual | NONE | NONE | NONE |
| Precipitate | scalar | *Visual | NONE | NONE | NONE |
| Silt | scalar | *Visual | NONE | NONE | NONE |
| Debris | scalar | *Visual | NONE | NONE | NONE |
| Sand/Dirt | scalar | *Visual | NONE | NONE | NONE |
| Appearance | scalar | *Visual | NORML | NORML | NORML |
| Odor | scalar | *Visual | NORML | NORML | NORML |
| Emulsified Water | scalar | *Visual | >0.05 | NEG | NEG |
| Free Water | scalar | *Visual | | NEG | NEG |

| FLUID PROPERTIES | method | limit/base | current | history1 | history2 |
|------------------|--------|------------|---------|----------|----------|
| Visc @ 40°C | cSt | ASTM D445 | 46.0 | 45.8 | 45.2 |

| SAMPLE IMAGES | method | limit/base | current | history1 | history2 |
|---------------|--------|------------|---------|----------|----------|
|---------------|--------|------------|---------|----------|----------|



GRAPHS



Laboratory : WearCheck USA - 501 Madison Ave., Cary, NC 27513
Sample No. : ST44384
Lab Number : 05707074
Unique Number : 10241649
Test Package : IND 2 (Additional Tests: KF)
Received : 02 Dec 2022
Tested : 05 Dec 2022
Diagnosed : 05 Dec 2022 - Angela Borella

MENSHEN PACKAGING USA INC.
 21 INDUSTRIAL PARK
 WALDWICK, NJ
 US 07463
 Contact: Jonathan Vanbeekum
 jonathan.vanbeekum@menshen.com

To discuss this sample report, contact Customer Service at 1-800-237-1369.
 * - Denotes test methods that are outside of the ISO 17025 scope of accreditation.
 Statements of conformity to specifications are based on the simple acceptance decision rule (JCGM 106:2012)