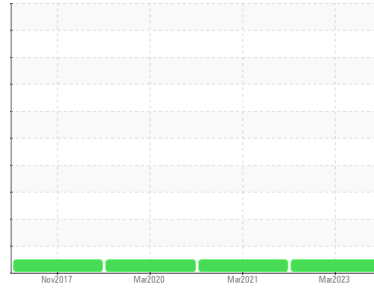




OIL ANALYSIS REPORT

Sample Rating Trend

NORMAL



Machine Id
MCQUAY CORESITE CH 2 (S/N 57C8100901)

Component
Refrigeration Compressor

Fluid
ICI EMKARATE RL 46H (--- GAL)

DIAGNOSIS

Recommendation

Resample at the next service interval to monitor.

Wear

All component wear rates are normal.

Contamination

There is no indication of any contamination in the component.

Fluid Condition

The AN level is acceptable for this fluid. The condition of the oil is suitable for further service.

SAMPLE INFORMATION		method	limit/base	current	history1	history2
Sample Number	Client Info			WC0660693	WC0525288	WC0384330
Sample Date	Client Info			16 Mar 2023	15 Mar 2021	26 Mar 2020
Machine Age	hrs	Client Info		36220	63320	13650
Oil Age	hrs	Client Info		0	0	0
Oil Changed	Client Info			Not Changed	N/A	Not Changed
Sample Status				NORMAL	NORMAL	NORMAL

WEAR METALS		method	limit/base	current	history1	history2
Iron	ppm	ASTM D5185m	>100	7	6	5
Chromium	ppm	ASTM D5185m	>10	0	0	0
Nickel	ppm	ASTM D5185m		0	<1	<1
Titanium	ppm	ASTM D5185m		0	0	0
Silver	ppm	ASTM D5185m		0	0	0
Aluminum	ppm	ASTM D5185m	>50	<1	0	3
Lead	ppm	ASTM D5185m	>10	2	3	2
Copper	ppm	ASTM D5185m	>100	0	4	<1
Tin	ppm	ASTM D5185m	>10	8	<1	5
Antimony	ppm	ASTM D5185m		---	0	0
Vanadium	ppm	ASTM D5185m		0	0	0
Cadmium	ppm	ASTM D5185m		0	0	0

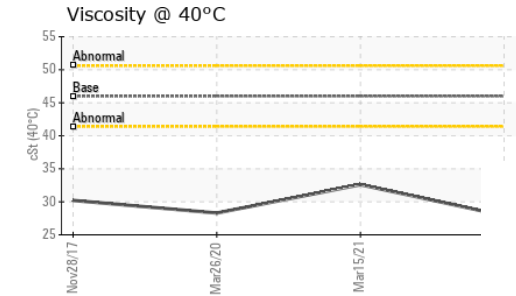
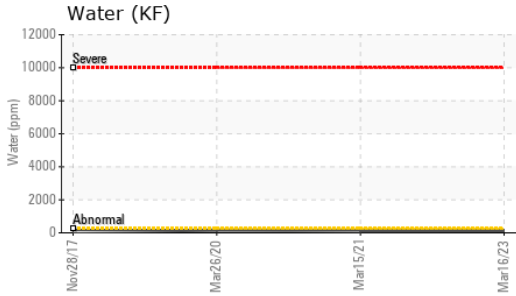
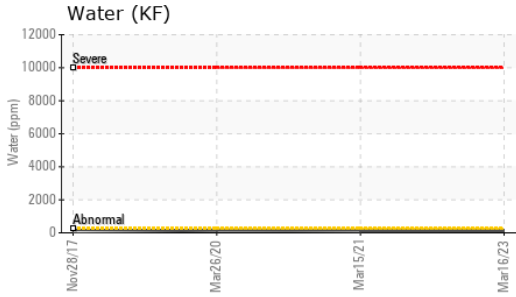
ADDITIVES		method	limit/base	current	history1	history2
Boron	ppm	ASTM D5185m		0	4	1
Barium	ppm	ASTM D5185m		0	0	0
Molybdenum	ppm	ASTM D5185m		0	0	0
Manganese	ppm	ASTM D5185m		<1	<1	0
Magnesium	ppm	ASTM D5185m		0	0	<1
Calcium	ppm	ASTM D5185m		0	0	<1
Phosphorus	ppm	ASTM D5185m		5	4	2
Zinc	ppm	ASTM D5185m		19	24	25
Sulfur	ppm	ASTM D5185m		0	0	20

CONTAMINANTS		method	limit/base	current	history1	history2
Silicon	ppm	ASTM D5185m	>50	2	3	9
Sodium	ppm	ASTM D5185m		0	0	<1
Potassium	ppm	ASTM D5185m	>20	<1	0	0
Water	%	ASTM D6304	>0.02	0.013	0.012	0.016
ppm Water	ppm	ASTM D6304	>250	136.9	120.5	160.7

FLUID DEGRADATION		method	limit/base	current	history1	history2
Acid Number (AN)	mg KOH/g	ASTM D974	0.02	0.158	0.106	0.121



OIL ANALYSIS REPORT



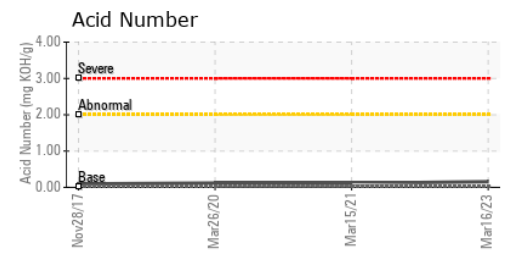
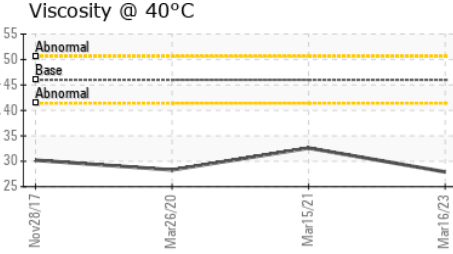
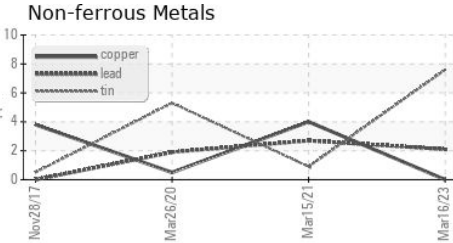
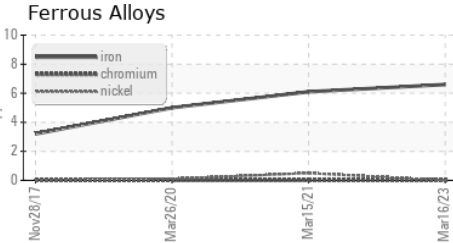
VISUAL	method	limit/base	current	history1	history2
White Metal	scalar	*Visual	NONE	NONE	NONE
Yellow Metal	scalar	*Visual	NONE	NONE	NONE
Precipitate	scalar	*Visual	NONE	NONE	NONE
Silt	scalar	*Visual	NONE	NONE	NONE
Debris	scalar	*Visual	NONE	NONE	NONE
Sand/Dirt	scalar	*Visual	NONE	NONE	NONE
Appearance	scalar	*Visual	NORML	NORML	NORML
Odor	scalar	*Visual	NORML	NORML	NORML
Emulsified Water	scalar	*Visual	>0.02	NEG	NEG
Free Water	scalar	*Visual		NEG	NEG

FLUID PROPERTIES	method	limit/base	current	history1	history2	
Visc @ 40°C	cSt	ASTM D445	46.0	27.9	32.6	28.3

SAMPLE IMAGES	method	limit/base	current	history1	history2
---------------	--------	------------	---------	----------	----------

Color	no image		no image
Bottom	no image		no image

GRAPHS



Certificate L2367

Laboratory : WearCheck USA - 501 Madison Ave., Cary, NC 27513
Sample No. : WC0660693 **Recieved** : 14 Apr 2023
Lab Number : 05821087 **Diagnosed** : 18 Apr 2023
Unique Number : 10429170 **Diagnostician** : Don Baldrige
Test Package : IND 2

DAIKIN APPLIED
 5021 HOWERTON WAY SUITE P
 BOWIE, MD
 US 20715
 Contact: ANDREW TURLINGTON
 andrew.turlington@daikinapplied.com
 T: (301)735-1440
 F: (301)735-1838

To discuss this sample report, contact Customer Service at 1-800-237-1369.

* - Denotes test methods that are outside of the ISO 17025 scope of accreditation.

Statements of conformity to specifications are based on the simple acceptance decision rule (JCGM 106:2012)