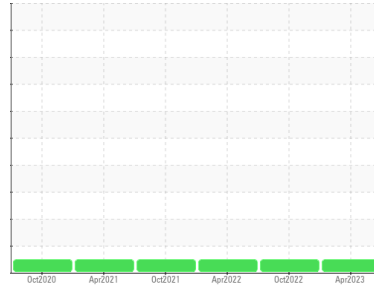




OIL ANALYSIS REPORT

Sample Rating Trend



NORMAL



Area
WHEY [1718906]
 Machine Id
RO03PP11BB01
 Component
Bearing
 Fluid
MOBIL SHC 626 (--- GAL)

DIAGNOSIS

Recommendation

Resample at the next service interval to monitor.

Wear

All component wear rates are normal.

Contamination

There is no indication of any contamination in the oil.

Fluid Condition

The condition of the oil is acceptable for the time in service.

SAMPLE INFORMATION		method	limit/base	current	history1	history2
Sample Number	Client Info			WC0805887	WC0747478	WC0687453
Sample Date	Client Info			20 Apr 2023	20 Oct 2022	25 Apr 2022
Machine Age	hrs	Client Info		0	0	0
Oil Age	hrs	Client Info		0	0	0
Oil Changed	Client Info			N/A	N/A	N/A
Sample Status				NORMAL	NORMAL	NORMAL

WEAR METALS		method	limit/base	current	history1	history2
Iron	ppm	ASTM D5185m	>20	2	2	1
Chromium	ppm	ASTM D5185m	>20	0	0	0
Nickel	ppm	ASTM D5185m	>20	0	0	0
Titanium	ppm	ASTM D5185m		0	0	0
Silver	ppm	ASTM D5185m		0	0	<1
Aluminum	ppm	ASTM D5185m	>20	0	0	<1
Lead	ppm	ASTM D5185m	>20	0	0	<1
Copper	ppm	ASTM D5185m	>20	<1	<1	<1
Tin	ppm	ASTM D5185m	>20	0	0	<1
Antimony	ppm	ASTM D5185m		---	---	---
Vanadium	ppm	ASTM D5185m		0	0	0
Cadmium	ppm	ASTM D5185m		0	0	0

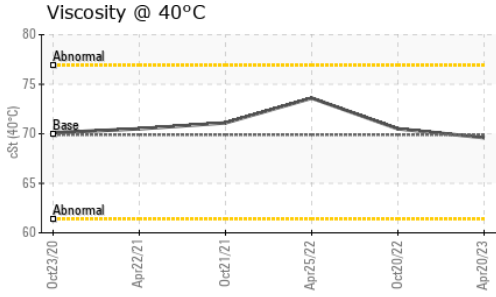
ADDITIVES		method	limit/base	current	history1	history2
Boron	ppm	ASTM D5185m		0	<1	<1
Barium	ppm	ASTM D5185m		0	0	0
Molybdenum	ppm	ASTM D5185m		0	0	0
Manganese	ppm	ASTM D5185m		<1	0	0
Magnesium	ppm	ASTM D5185m		1	1	0
Calcium	ppm	ASTM D5185m		0	0	0
Phosphorus	ppm	ASTM D5185m		459	431	428
Zinc	ppm	ASTM D5185m		2	7	2
Sulfur	ppm	ASTM D5185m		116	0	96

CONTAMINANTS		method	limit/base	current	history1	history2
Silicon	ppm	ASTM D5185m	>15	0	0	0
Sodium	ppm	ASTM D5185m		<1	<1	0
Potassium	ppm	ASTM D5185m	>20	0	0	<1

VISUAL		method	limit/base	current	history1	history2
White Metal	scalar	*Visual	NONE	NONE	NONE	NONE
Yellow Metal	scalar	*Visual	NONE	NONE	NONE	NONE
Precipitate	scalar	*Visual	NONE	NONE	NONE	NONE
Silt	scalar	*Visual	NONE	NONE	NONE	NONE
Debris	scalar	*Visual	NONE	NONE	NONE	NONE
Sand/Dirt	scalar	*Visual	NONE	NONE	NONE	NONE
Appearance	scalar	*Visual	NORML	NORML	NORML	NORML
Odor	scalar	*Visual	NORML	NORML	NORML	NORML
Emulsified Water	scalar	*Visual	>2	NEG	NEG	NEG
Free Water	scalar	*Visual		NEG	NEG	NEG




OIL ANALYSIS REPORT

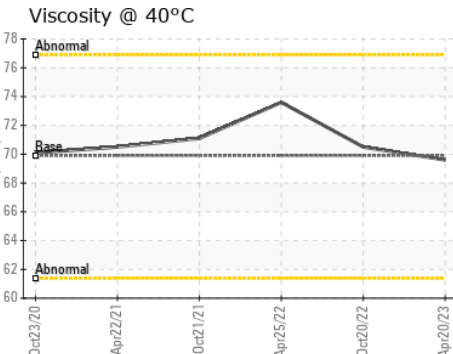
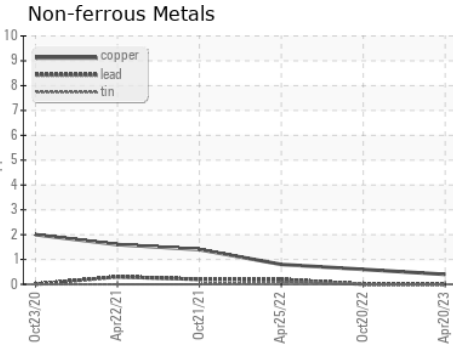
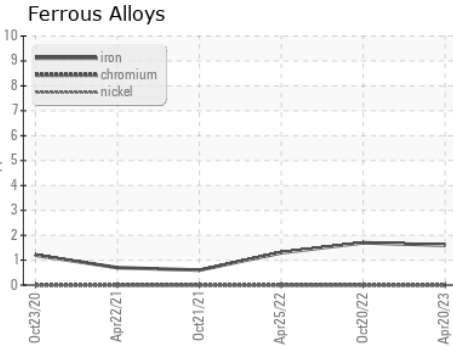


FLUID PROPERTIES		method	limit/base	current	history1	history2
Visc @ 40°C	cSt	ASTM D445	69.9	69.6	70.5	73.6

SAMPLE IMAGES		method	limit/base	current	history1	history2
---------------	--	--------	------------	---------	----------	----------



GRAPHS



Certificate L2367

Laboratory : WearCheck USA - 501 Madison Ave., Cary, NC 27513
Sample No. : WC0805887
Lab Number : **05829790**
Unique Number : 10443283
Test Package : IND 1

LEPRINO FOODS-GREELEY
 1302 1ST AVE
 GREELEY, CO
 US 80631-5909
 Contact: ERIC KLINE
 EKLINE@LEPRINOFODS.COM
 T:
 F: (970)347-5190

To discuss this sample report, contact Customer Service at 1-800-237-1369.

* - Denotes test methods that are outside of the ISO 17025 scope of accreditation.

Statements of conformity to specifications are based on the simple acceptance decision rule (JCGM 106:2012)