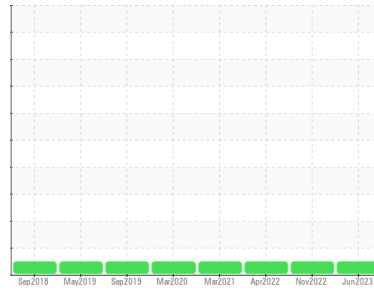




OIL ANALYSIS REPORT

Sample Rating Trend

NORMAL



Area
CONNECTION BAY CRANES
 Machine Id
CB 20.2 SOUTHEAST BRIDGE
 Component
Gearbox
 Fluid
GEAR OIL ISO 220 (--- QTS)

DIAGNOSIS

Recommendation

Resample at the next service interval to monitor.

Wear

All component wear rates are normal.

Contamination

There is no indication of any contamination in the oil.

Fluid Condition

The AN level is acceptable for this fluid. The condition of the oil is suitable for further service.

SAMPLE INFORMATION

	method	limit/base	current	history1	history2
Sample Number	Client Info		RP0035377	RP0030732	RP0025061
Sample Date	Client Info		13 Jun 2023	02 Nov 2022	20 Apr 2022
Machine Age	hrs	Client Info	0	0	0
Oil Age	hrs	Client Info	0	0	0
Oil Changed	Client Info		N/A	N/A	N/A
Sample Status			NORMAL	NORMAL	NORMAL

WEAR METALS

	method	limit/base	current	history1	history2
PQ	ASTM D8184		14	3	17
Iron	ppm	ASTM D5185m >200	18	18	19
Chromium	ppm	ASTM D5185m >15	<1	0	<1
Nickel	ppm	ASTM D5185m >15	<1	0	0
Titanium	ppm	ASTM D5185m	0	0	0
Silver	ppm	ASTM D5185m	0	0	0
Aluminum	ppm	ASTM D5185m >25	0	0	<1
Lead	ppm	ASTM D5185m >100	0	0	0
Copper	ppm	ASTM D5185m >200	<1	<1	0
Tin	ppm	ASTM D5185m >25	0	0	0
Antimony	ppm	ASTM D5185m >5	---	---	---
Vanadium	ppm	ASTM D5185m	0	0	0
Cadmium	ppm	ASTM D5185m	0	0	0

ADDITIVES

	method	limit/base	current	history1	history2
Boron	ppm	ASTM D5185m 50	4	0	7
Barium	ppm	ASTM D5185m 15	2	0	0
Molybdenum	ppm	ASTM D5185m 15	0	0	0
Manganese	ppm	ASTM D5185m	<1	<1	<1
Magnesium	ppm	ASTM D5185m 50	2	<1	<1
Calcium	ppm	ASTM D5185m 50	4	4	4
Phosphorus	ppm	ASTM D5185m 350	255	306	312
Zinc	ppm	ASTM D5185m 100	8	8	3

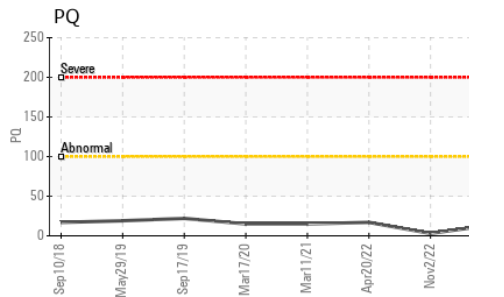
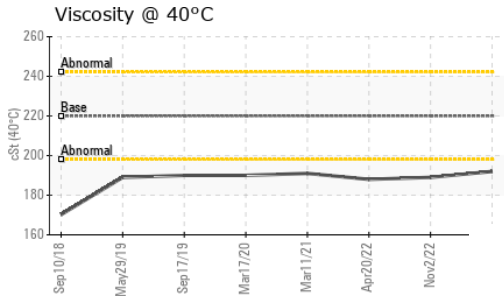
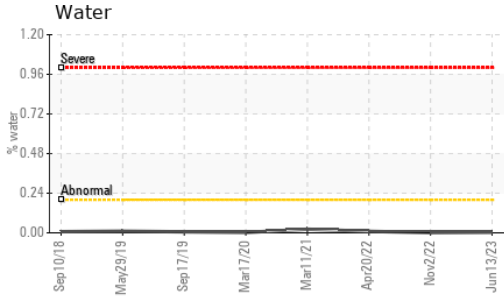
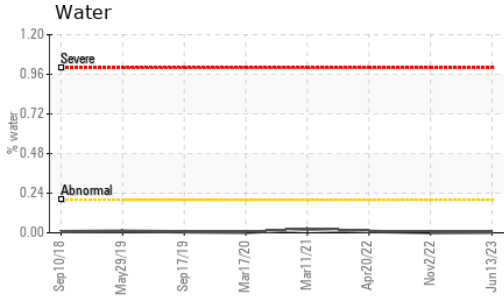
CONTAMINANTS

	method	limit/base	current	history1	history2
Silicon	ppm	ASTM D5185m >50	15	15	13
Sodium	ppm	ASTM D5185m	0	0	<1
Potassium	ppm	ASTM D5185m >20	2	0	1
Water	%	ASTM D6304 >0.2	0.003	0.001	0.009
ppm Water	ppm	ASTM D6304 >2000	35.1	13.8	97.2

FLUID DEGRADATION

	method	limit/base	current	history1	history2
Acid Number (AN)	mg KOH/g	ASTM D8045 0.85	0.57	0.59	0.56


OIL ANALYSIS REPORT



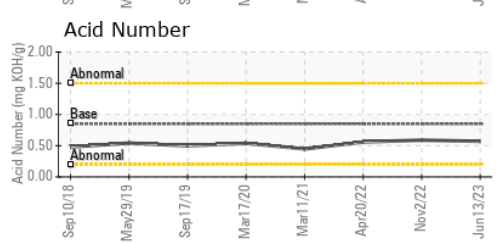
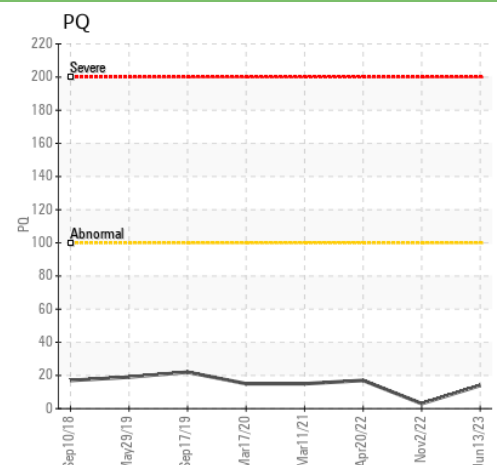
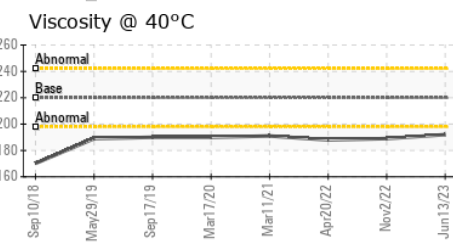
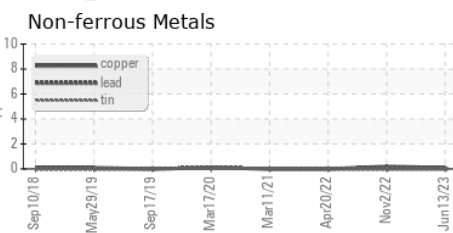
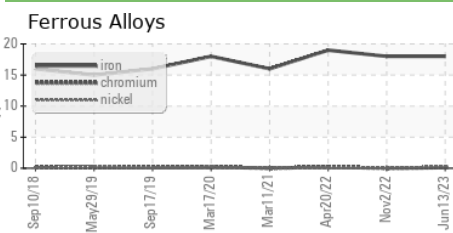
VISUAL	method	limit/base	current	history1	history2
White Metal	scalar	*Visual	NONE	NONE	NONE
Yellow Metal	scalar	*Visual	NONE	NONE	NONE
Precipitate	scalar	*Visual	NONE	NONE	NONE
Silt	scalar	*Visual	NONE	NONE	NONE
Debris	scalar	*Visual	NONE	NONE	NONE
Sand/Dirt	scalar	*Visual	NONE	NONE	NONE
Appearance	scalar	*Visual	NORML	NORML	NORML
Odor	scalar	*Visual	NORML	NORML	NORML
Emulsified Water	scalar	*Visual	>0.2	NEG	NEG
Free Water	scalar	*Visual		NEG	NEG

FLUID PROPERTIES	method	limit/base	current	history1	history2
Visc @ 40°C	cSt	ASTM D445	220	192	189

SAMPLE IMAGES	method	limit/base	current	history1	history2
---------------	--------	------------	---------	----------	----------



GRAPHS



Laboratory : WearCheck USA - 501 Madison Ave., Cary, NC 27513
Sample No. : RP0035377 **Received** : 14 Jun 2023
Lab Number : 05873919 **Diagnosed** : 16 Jun 2023
Unique Number : 10519022 **Diagnostician** : Don Baldrige
Test Package : IND 2 (Additional Tests: PQ)

OUTOKUMPU STAINLESS USA
 HWY 43 N
 CALVERT, AL
 US 36513
 Contact: MARIO JOHNSON
 Mario.johnson@outokumpu.com
 T: (251)321-4105
 F: x:

Certificate L2367
 To discuss this sample report, contact Customer Service at 1-800-237-1369.
 * - Denotes test methods that are outside of the ISO 17025 scope of accreditation.
 Statements of conformity to specifications are based on the simple acceptance decision rule (JCGM 106:2012)