



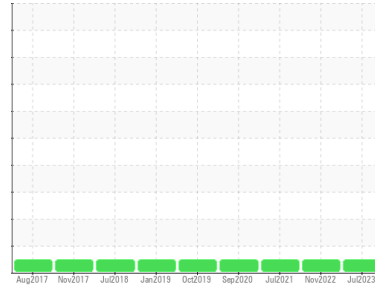
OIL ANALYSIS REPORT

Sample Rating Trend

NORMAL



Area
OKLAHOMA/3/EG - TRUCK-OFF-HWY-HEAVY HAUL
 Machine Id
69.79L [OKLAHOMA^3^EG - TRUCK-OFF-HWY-HEAVY HAUL]
 Component
Center Left Final Drive
 Fluid
MOBIL MOBILGEAR 629 (--- GAL)



DIAGNOSIS

Recommendation

Resample at the next service interval to monitor.

Wear

All component wear rates are normal.

Contamination

There is no indication of any contamination in the oil.

Fluid Condition

The condition of the oil is acceptable for the time in service.

SAMPLE INFORMATION

	method	limit/base	current	history1	history2
Sample Number	Client Info		WC0821764	WC0758764	WC0578371
Sample Date	Client Info		07 Jul 2023	23 Nov 2022	01 Jul 2021
Machine Age	hrs	Client Info	19339	18661	16644
Oil Age	hrs	Client Info	15912	15912	732
Oil Changed	Client Info		N/A	N/A	Not Changd
Sample Status			NORMAL	NORMAL	NORMAL

WEAR METALS

	method	limit/base	current	history1	history2
Iron	ppm	ASTM D5185m >800	11	16	14
Chromium	ppm	ASTM D5185m >10	0	<1	<1
Nickel	ppm	ASTM D5185m >5	<1	<1	<1
Titanium	ppm	ASTM D5185m >15	0	0	0
Silver	ppm	ASTM D5185m >2	0	0	<1
Aluminum	ppm	ASTM D5185m >75	1	2	<1
Lead	ppm	ASTM D5185m >10	<1	0	0
Copper	ppm	ASTM D5185m >75	6	21	9
Tin	ppm	ASTM D5185m >8	<1	<1	<1
Antimony	ppm	ASTM D5185m >50	---	---	0
Vanadium	ppm	ASTM D5185m	0	0	0
Cadmium	ppm	ASTM D5185m	0	0	<1

ADDITIVES

	method	limit/base	current	history1	history2
Boron	ppm	ASTM D5185m	3	4	8
Barium	ppm	ASTM D5185m	0	0	0
Molybdenum	ppm	ASTM D5185m	0	0	<1
Manganese	ppm	ASTM D5185m	<1	<1	<1
Magnesium	ppm	ASTM D5185m	1	2	1
Calcium	ppm	ASTM D5185m	72	36	62
Phosphorus	ppm	ASTM D5185m	515	443	520
Zinc	ppm	ASTM D5185m	30	13	12
Sulfur	ppm	ASTM D5185m	4688	3670	3593

CONTAMINANTS

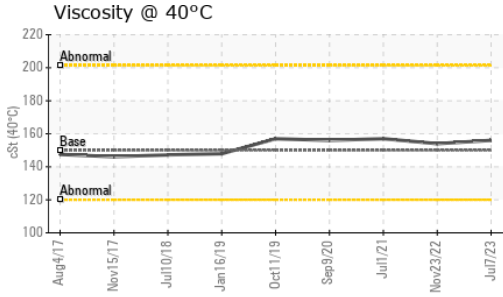
	method	limit/base	current	history1	history2
Silicon	ppm	ASTM D5185m >400	23	25	20
Sodium	ppm	ASTM D5185m	<1	0	<1
Potassium	ppm	ASTM D5185m >20	<1	0	0

VISUAL

	method	limit/base	current	history1	history2
White Metal	scalar	*Visual NONE	NONE	NONE	NONE
Yellow Metal	scalar	*Visual NONE	NONE	NONE	NONE
Precipitate	scalar	*Visual NONE	NONE	NONE	NONE
Silt	scalar	*Visual NONE	NONE	NONE	NONE
Debris	scalar	*Visual NONE	NONE	NONE	NONE
Sand/Dirt	scalar	*Visual NONE	NONE	NONE	NONE
Appearance	scalar	*Visual NORML	NORML	NORML	NORML
Odor	scalar	*Visual NORML	NORML	NORML	NORML
Emulsified Water	scalar	*Visual >0.2	NEG	NEG	NEG
Free Water	scalar	*Visual	NEG	NEG	NEG



OIL ANALYSIS REPORT

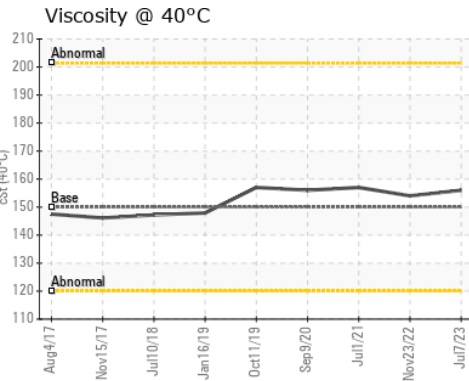
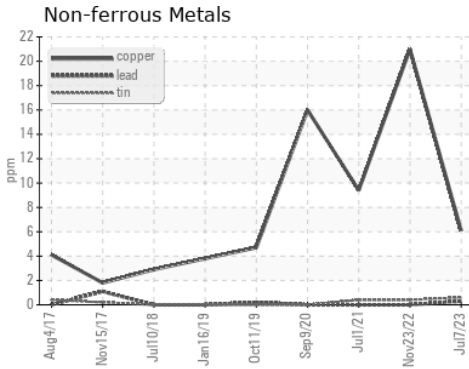
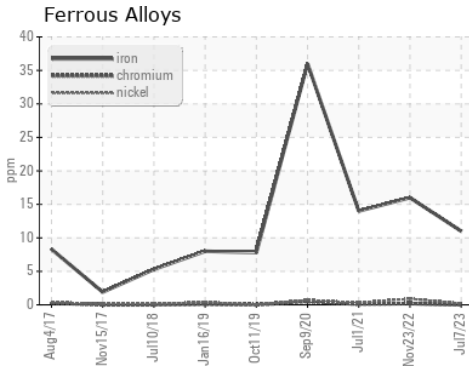


FLUID PROPERTIES		method	limit/base	current	history1	history2
Visc @ 40°C	cSt	ASTM D445	150	156	154	157

SAMPLE IMAGES		method	limit/base	current	history1	history2
---------------	--	--------	------------	---------	----------	----------

Color				no image	no image	no image
Bottom				no image	no image	no image

GRAPHS



Certificate L2367

Laboratory : WearCheck USA - 501 Madison Ave., Cary, NC 27513
Sample No. : WC0821764
Lab Number : 05898951
Unique Number : 10560307
Test Package : CONST

SHERWOOD CONSTRUCTION CO INC
 3219 WEST MAY ST
 WICHITA, KS
 US 67213
 Contact: DOUG KING
 doug.king@sherwood.net
 T: (316)617-3161
 F: x:

To discuss this sample report, contact Customer Service at 1-800-237-1369.

* - Denotes test methods that are outside of the ISO 17025 scope of accreditation.

Statements of conformity to specifications are based on the simple acceptance decision rule (JCGM 106:2012)