

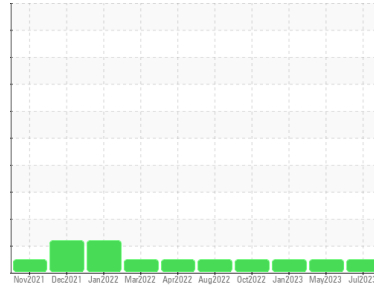


OIL ANALYSIS REPORT



Machine Id
CATERPILLAR 745D CAT 580 2744 (S/N 3T602744)
 Component
Transmission (Manual)
 Fluid
TDTO FLUID SAE 30 (--- GAL)

Sample Rating Trend



NORMAL



DIAGNOSIS

Recommendation

Resample at the next service interval to monitor.

Wear

All component wear rates are normal.

Contamination

There is no indication of any contamination in the oil.

Fluid Condition

The condition of the oil is acceptable for the time in service.

SAMPLE INFORMATION

	method	limit/base	current	history1	history2
Sample Number	Client Info		WC0831239	WC0816170	WC0775930
Sample Date	Client Info		05 Jul 2023	24 May 2023	19 Jan 2023
Machine Age	hrs	Client Info	5637	5190	4629
Oil Age	hrs	Client Info	1008	567	1062
Oil Changed	Client Info		Changed	Not Changd	Changed
Sample Status			NORMAL	NORMAL	NORMAL

WEAR METALS

	method	limit/base	current	history1	history2
Iron	ppm	ASTM D5185m >200	11	9	11
Chromium	ppm	ASTM D5185m >5	0	<1	<1
Nickel	ppm	ASTM D5185m >5	<1	0	<1
Titanium	ppm	ASTM D5185m	<1	<1	<1
Silver	ppm	ASTM D5185m >7	0	0	<1
Aluminum	ppm	ASTM D5185m >25	3	2	2
Lead	ppm	ASTM D5185m >45	<1	<1	2
Copper	ppm	ASTM D5185m >225	9	8	14
Tin	ppm	ASTM D5185m >10	<1	<1	<1
Vanadium	ppm	ASTM D5185m	<1	0	0
Cadmium	ppm	ASTM D5185m	0	0	0

ADDITIVES

	method	limit/base	current	history1	history2
Boron	ppm	ASTM D5185m 37	9	6	22
Barium	ppm	ASTM D5185m 7	2	0	0
Molybdenum	ppm	ASTM D5185m 5	5	5	8
Manganese	ppm	ASTM D5185m	<1	<1	<1
Magnesium	ppm	ASTM D5185m 40	63	63	79
Calcium	ppm	ASTM D5185m 2650	3360	3243	3331
Phosphorus	ppm	ASTM D5185m 1050	887	893	885
Zinc	ppm	ASTM D5185m 1075	1110	1058	1101
Sulfur	ppm	ASTM D5185m 5750	3813	3469	3997

CONTAMINANTS

	method	limit/base	current	history1	history2
Silicon	ppm	ASTM D5185m >125	6	5	5
Sodium	ppm	ASTM D5185m	<1	0	<1
Potassium	ppm	ASTM D5185m >20	1	<1	<1

VISUAL

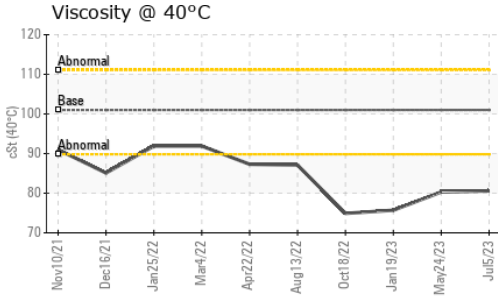
	method	limit/base	current	history1	history2
White Metal	scalar	*Visual NONE	NONE	NONE	NONE
Yellow Metal	scalar	*Visual NONE	NONE	NONE	NONE
Precipitate	scalar	*Visual NONE	NONE	NONE	NONE
Silt	scalar	*Visual NONE	NONE	NONE	NONE
Debris	scalar	*Visual NONE	NONE	NONE	NONE
Sand/Dirt	scalar	*Visual NONE	NONE	NONE	NONE
Appearance	scalar	*Visual NORML	NORML	NORML	NORML
Odor	scalar	*Visual NORML	NORML	NORML	NORML
Emulsified Water	scalar	*Visual >0.1	NEG	NEG	NEG
Free Water	scalar	*Visual	NEG	NEG	NEG

FLUID PROPERTIES

	method	limit/base	current	history1	history2
Visc @ 40°C	cSt	ASTM D445 101	80.6	80.3	75.7

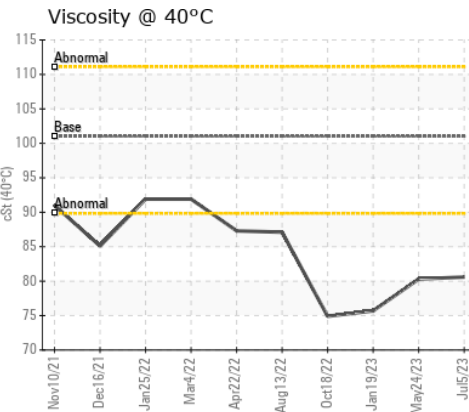
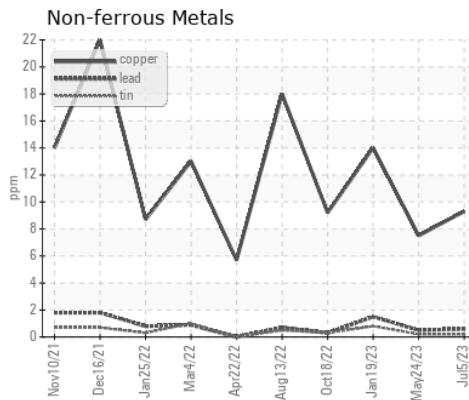
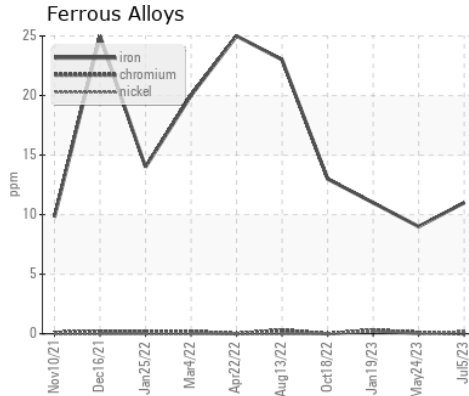


OIL ANALYSIS REPORT



SAMPLE IMAGES	method	limit/base	current	history1	history2
Color			no image	no image	no image
Bottom			no image	no image	no image

GRAPHS



Certificate L2367

Laboratory : WearCheck USA - 501 Madison Ave., Cary, NC 27513
Sample No. : WC0831239
Lab Number : 05899065
Unique Number : 10560421
Test Package : CONST

Received : 14 Jul 2023
Diagnosed : 18 Jul 2023
Diagnostician : Don Baldrige

TRADER CONSTRUCTION CO.
 PO DRAWER 1578
 NEW BERN, NC
 US 28563
 Contact: MIKE WYATT
 mw Wyatt@traderconstruction.com
 T: (252)633-1399
 F: (252)638-4871

To discuss this sample report, contact Customer Service at 1-800-237-1369.

* - Denotes test methods that are outside of the ISO 17025 scope of accreditation.

Statements of conformity to specifications are based on the simple acceptance decision rule (JCGM 106:2012)