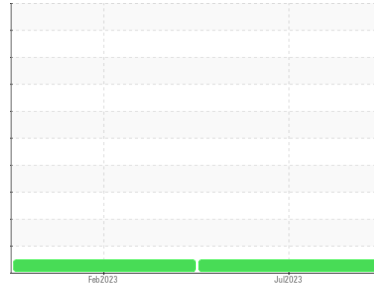




OIL ANALYSIS REPORT

Sample Rating Trend

NORMAL



Machine Id
ABB_MLU3
 Component
Lube System
 Fluid
NOT GIVEN (--- GAL)

DIAGNOSIS

Recommendation

Resample at the next service interval to monitor.

Wear

All component wear rates are normal.

Contamination

There is no indication of any contamination in the oil.

Fluid Condition

The AN level is acceptable for this fluid. The condition of the oil is suitable for further service.

| SAMPLE INFORMATION | | method | limit/base | current | history1 | history2 |
|--------------------|-------------|-------------|------------|--------------------|-------------|----------|
| Sample Number | Client Info | | | RP0032478 | RP0032830 | --- |
| Sample Date | Client Info | | | 12 Jul 2023 | 28 Feb 2023 | --- |
| Machine Age | hrs | Client Info | | 0 | 137678 | --- |
| Oil Age | hrs | Client Info | | 0 | 0 | --- |
| Oil Changed | Client Info | | | N/A | N/A | --- |
| Sample Status | | | | NORMAL | NORMAL | --- |

| WEAR METALS | | method | limit/base | current | history1 | history2 |
|-------------|-----|-------------|------------|--------------|----------|----------|
| Iron | ppm | ASTM D5185m | >20 | 0 | 0 | --- |
| Chromium | ppm | ASTM D5185m | >20 | 0 | 0 | --- |
| Nickel | ppm | ASTM D5185m | >20 | 0 | 0 | --- |
| Titanium | ppm | ASTM D5185m | | 0 | 0 | --- |
| Silver | ppm | ASTM D5185m | | 0 | 0 | --- |
| Aluminum | ppm | ASTM D5185m | >20 | <1 | <1 | --- |
| Lead | ppm | ASTM D5185m | >20 | 0 | 0 | --- |
| Copper | ppm | ASTM D5185m | >20 | <1 | <1 | --- |
| Tin | ppm | ASTM D5185m | >20 | 0 | 0 | --- |
| Vanadium | ppm | ASTM D5185m | | <1 | 0 | --- |
| Cadmium | ppm | ASTM D5185m | | 0 | 0 | --- |

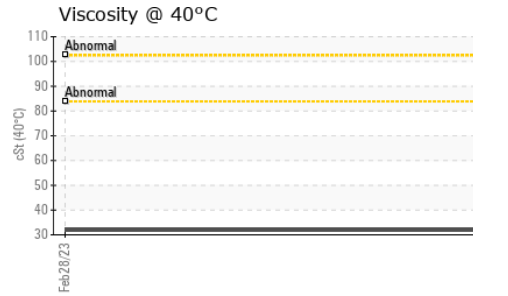
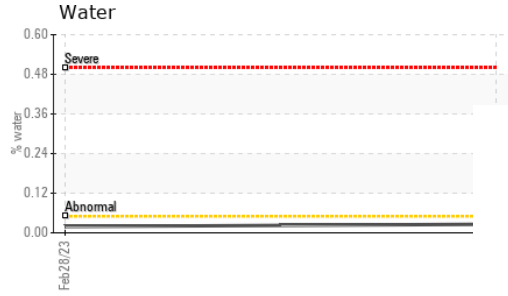
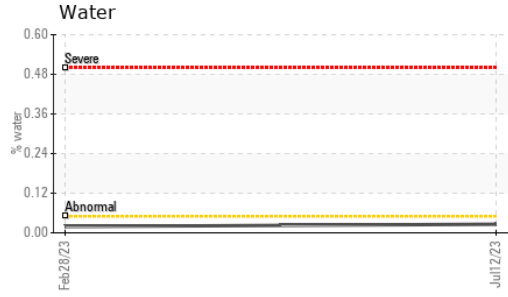
| ADDITIVES | | method | limit/base | current | history1 | history2 |
|------------|-----|-------------|------------|--------------|----------|----------|
| Boron | ppm | ASTM D5185m | | 0 | 0 | --- |
| Barium | ppm | ASTM D5185m | | 0 | 0 | --- |
| Molybdenum | ppm | ASTM D5185m | | 0 | 0 | --- |
| Manganese | ppm | ASTM D5185m | | 0 | 0 | --- |
| Magnesium | ppm | ASTM D5185m | | 89 | 94 | --- |
| Calcium | ppm | ASTM D5185m | | <1 | 3 | --- |
| Phosphorus | ppm | ASTM D5185m | | <1 | 2 | --- |
| Zinc | ppm | ASTM D5185m | | 0 | 0 | --- |

| CONTAMINANTS | | method | limit/base | current | history1 | history2 |
|--------------|-----|-------------|------------|--------------|----------|----------|
| Silicon | ppm | ASTM D5185m | >15 | 3 | 5 | --- |
| Sodium | ppm | ASTM D5185m | | <1 | 1 | --- |
| Potassium | ppm | ASTM D5185m | >20 | <1 | <1 | --- |
| Water | % | ASTM D6304 | >0.05 | 0.026 | 0.019 | --- |
| ppm Water | ppm | ASTM D6304 | >500 | 267.1 | 199.9 | --- |

| FLUID DEGRADATION | | method | limit/base | current | history1 | history2 |
|-------------------|----------|------------|------------|-------------|----------|----------|
| Acid Number (AN) | mg KOH/g | ASTM D8045 | | 0.35 | 0.38 | --- |

| VISUAL | | method | limit/base | current | history1 | history2 |
|------------------|--------|---------|------------|--------------|----------|----------|
| White Metal | scalar | *Visual | NONE | NONE | NONE | --- |
| Yellow Metal | scalar | *Visual | NONE | NONE | NONE | --- |
| Precipitate | scalar | *Visual | NONE | NONE | NONE | --- |
| Silt | scalar | *Visual | NONE | NONE | NONE | --- |
| Debris | scalar | *Visual | NONE | NONE | LIGHT | --- |
| Sand/Dirt | scalar | *Visual | NONE | NONE | NONE | --- |
| Appearance | scalar | *Visual | NORML | NORML | NORML | --- |
| Odor | scalar | *Visual | NORML | NORML | NORML | --- |
| Emulsified Water | scalar | *Visual | >0.05 | NEG | NEG | --- |
| Free Water | scalar | *Visual | | NEG | --- | --- |

OIL ANALYSIS REPORT

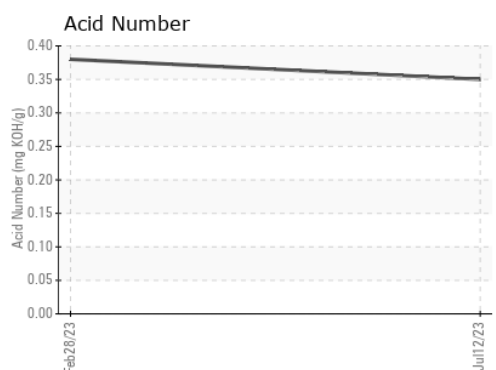
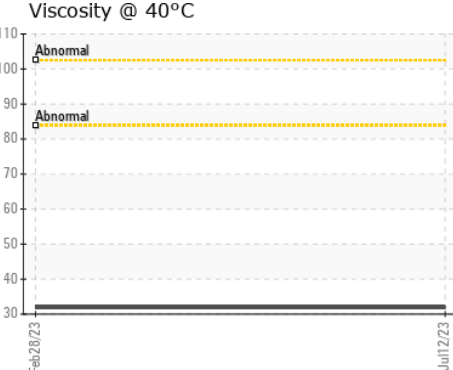
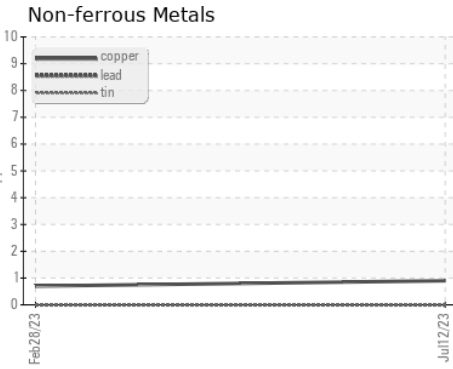



| FLUID PROPERTIES | | method | limit/base | current | history1 | history2 |
|------------------|-----|-----------|------------|---------|----------|----------|
| Visc @ 40°C | cSt | ASTM D445 | | 31.9 | 31.9 | --- |

| SAMPLE IMAGES | | method | limit/base | current | history1 | history2 |
|---------------|--|--------|------------|---------|----------|----------|
|---------------|--|--------|------------|---------|----------|----------|

| | | | | | | |
|--------|--|--|----------|--|--|--|
| Color | | | no image | | | |
| Bottom | | | no image | | | |

GRAPHS



Laboratory : WearCheck USA - 501 Madison Ave., Cary, NC 27513
Sample No. : RP0032478 **Received** : 17 Jul 2023
Lab Number : 05900004 **Diagnosed** : 18 Jul 2023
Unique Number : 10561360 **Diagnostician** : Don Baldrige
Test Package : IND 2 (Additional Tests: PrtCount)

ENERGY TRANSFER - OXFORD OFFICE - ABBEVILLE STATION
 1001 COLLEGE HILL RD
 OXFORD, MS
 US 38655
 Contact: Service Manager

To discuss this sample report, contact Customer Service at 1-800-237-1369.

* - Denotes test methods that are outside of the ISO 17025 scope of accreditation.

Statements of conformity to specifications are based on the simple acceptance decision rule (JCGM 106:2012)

T:
F: