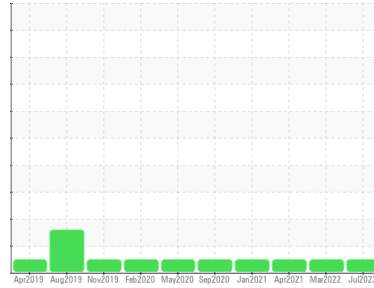


OIL ANALYSIS REPORT

Sample Rating Trend

NORMAL

 Machine Id
JOHN DEERE 648L 1DW648LXKJF690554
 Component
Front Differential
 Fluid
JOHN DEERE HY-GARD HYD/TRANS (--- GAL)

DIAGNOSIS
Recommendation

Resample at the next service interval to monitor.

Wear

All component wear rates are normal.

Contamination

There is no indication of any contamination in the oil.

Fluid Condition

The condition of the oil is acceptable for the time in service.

SAMPLE INFORMATION

	method	limit/base	current	history1	history2
Sample Number	Client Info		JR0162207	JR0024069	JR0024025
Sample Date	Client Info		14 Jul 2023	25 Mar 2022	17 Apr 2021
Machine Age	hrs	Client Info	7802	6000	4500
Oil Age	hrs	Client Info	0	2000	500
Oil Changed	Client Info		Not Changed	Not Changd	Not Changed
Sample Status			NORMAL	NORMAL	NORMAL

WEAR METALS

	method	limit/base	current	history1	history2
PQ	ASTM D8184		12	19	12
Iron	ppm	ASTM D5185m >1501	31	18	37
Chromium	ppm	ASTM D5185m >11	<1	<1	<1
Nickel	ppm	ASTM D5185m >10	0	0	<1
Titanium	ppm	ASTM D5185m	0	0	<1
Silver	ppm	ASTM D5185m	0	0	0
Aluminum	ppm	ASTM D5185m >21	3	<1	0
Lead	ppm	ASTM D5185m >51	3	3	<1
Copper	ppm	ASTM D5185m >101	29	15	5
Tin	ppm	ASTM D5185m >10	2	1	<1
Antimony	ppm	ASTM D5185m >5	---	---	0
Vanadium	ppm	ASTM D5185m	0	0	0
Cadmium	ppm	ASTM D5185m	0	0	0

ADDITIVES

	method	limit/base	current	history1	history2
Boron	ppm	ASTM D5185m 6	0	0	3
Barium	ppm	ASTM D5185m 0	0	0	0
Molybdenum	ppm	ASTM D5185m 0	<1	<1	<1
Manganese	ppm	ASTM D5185m	<1	<1	<1
Magnesium	ppm	ASTM D5185m 145	105	84	99
Calcium	ppm	ASTM D5185m 3570	3561	3542	3635
Phosphorus	ppm	ASTM D5185m 1290	1041	980	1031
Zinc	ppm	ASTM D5185m 1640	1272	1189	1199
Sulfur	ppm	ASTM D5185m	4135	2784	3054

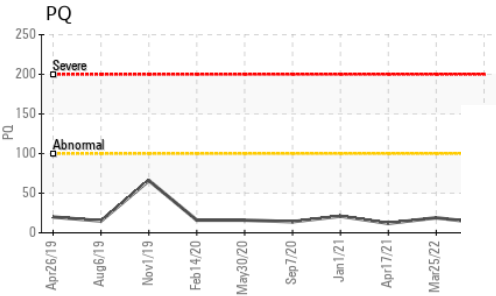
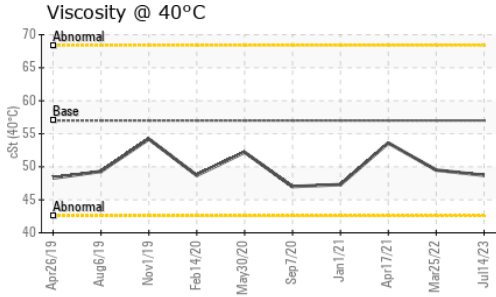
CONTAMINANTS

	method	limit/base	current	history1	history2
Silicon	ppm	ASTM D5185m >31	4	3	4
Sodium	ppm	ASTM D5185m >51	0	2	0
Potassium	ppm	ASTM D5185m >20	2	0	2

VISUAL

	method	limit/base	current	history1	history2
White Metal	scalar	*Visual NONE	NONE	NONE	NONE
Yellow Metal	scalar	*Visual NONE	NONE	NONE	NONE
Precipitate	scalar	*Visual NONE	NONE	NONE	NONE
Silt	scalar	*Visual NONE	NONE	NONE	NONE
Debris	scalar	*Visual NONE	NONE	NONE	NONE
Sand/Dirt	scalar	*Visual NONE	NONE	NONE	NONE
Appearance	scalar	*Visual NORML	NORML	NORML	NORML
Odor	scalar	*Visual NORML	NORML	NORML	NORML
Emulsified Water	scalar	*Visual >0.1	NEG	NEG	NEG
Free Water	scalar	*Visual	NEG	NEG	NEG

OIL ANALYSIS REPORT

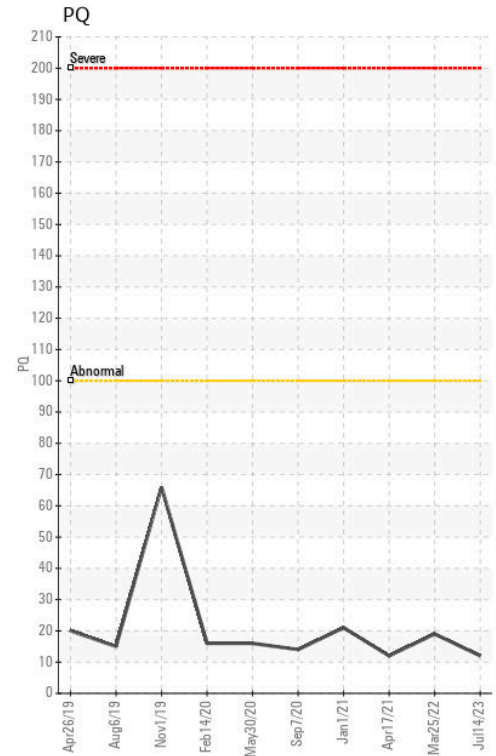
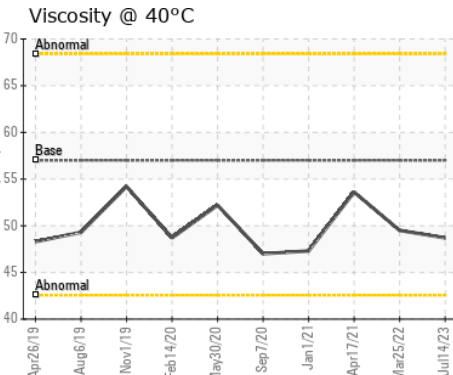
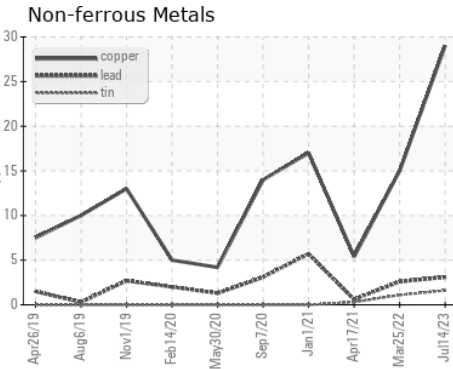
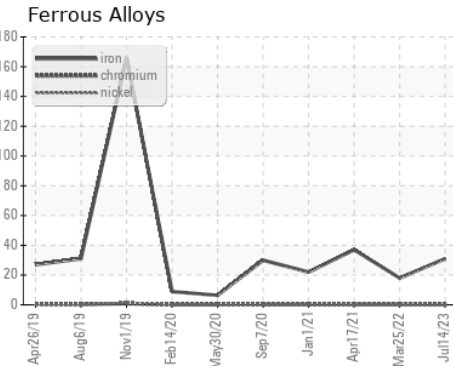


FLUID PROPERTIES		method	limit/base	current	history1	history2
Visc @ 40°C	cSt	ASTM D445	57.0	48.7	49.5	53.6

SAMPLE IMAGES		method	limit/base	current	history1	history2
---------------	--	--------	------------	---------	----------	----------

Color		no image	no image	no image
Bottom		no image	no image	no image

GRAPHS



Certificate L2367

Laboratory : WearCheck USA - 501 Madison Ave., Cary, NC 27513
Sample No. : JR0162207 **Received** : 18 Jul 2023
Lab Number : 05901505 **Diagnosed** : 20 Jul 2023
Unique Number : 10562861 **Diagnostician** : Sean Felton
Test Package : CONST (Additional Tests: PQ)

To discuss this sample report, contact Customer Service at 1-800-237-1369.

* - Denotes test methods that are outside of the ISO 17025 scope of accreditation.

Statements of conformity to specifications are based on the simple acceptance decision rule (JCGM 106:2012)

MCLENDON LOGGING
 671 HWY 731W
 MOUNT GILEAD, NC
 US 27306
 Contact: WESLEY MCLENDON

T: (910)220-0706

F: