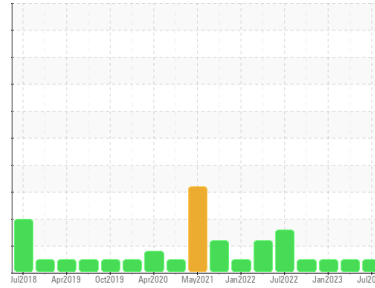




OIL ANALYSIS REPORT

Sample Rating Trend



NORMAL



Area
DIAMOND BLUE
 Machine Id
SULLAIR 31177AGG - DOE RUN

Component
Compressor

DIAGNOSIS

Recommendation

Resample at the next service interval to monitor.

Wear

All component wear rates are normal.

Contamination

There is no indication of any contamination in the oil.

Fluid Condition

The AN level is acceptable for this fluid. The condition of the oil is suitable for further service.

SAMPLE INFORMATION

	method	limit/base	current	history1	history2
Sample Number	Client Info		UCH05903369	UCH05826406	UCH05758337
Sample Date	Client Info		03 Jul 2023	12 Apr 2023	09 Jan 2023
Machine Age	hrs	Client Info	61589	59770	57569
Oil Age	hrs	Client Info	4000	2000	8080
Oil Changed	Client Info		Not Changed	Not Changd	Changed
Sample Status			NORMAL	NORMAL	NORMAL

WEAR METALS

	method	limit/base	current	history1	history2
Iron	ppm	ASTM D5185m >50	<1	<1	<1
Chromium	ppm	ASTM D5185m >10	0	0	0
Nickel	ppm	ASTM D5185m	0	0	0
Titanium	ppm	ASTM D5185m	0	0	0
Silver	ppm	ASTM D5185m	0	0	0
Aluminum	ppm	ASTM D5185m >25	0	<1	0
Lead	ppm	ASTM D5185m >25	22	18	6
Copper	ppm	ASTM D5185m >50	<1	<1	<1
Tin	ppm	ASTM D5185m >15	<1	<1	<1
Vanadium	ppm	ASTM D5185m	<1	0	0
Cadmium	ppm	ASTM D5185m	<1	0	<1

ADDITIVES

	method	limit/base	current	history1	history2
Boron	ppm	ASTM D5185m 2	0	0	0
Barium	ppm	ASTM D5185m 525	512	696	792
Molybdenum	ppm	ASTM D5185m 10	0	0	0
Manganese	ppm	ASTM D5185m	0	<1	0
Magnesium	ppm	ASTM D5185m 5	<1	7	<1
Calcium	ppm	ASTM D5185m 10	3	7	4
Phosphorus	ppm	ASTM D5185m 250	7	13	10
Zinc	ppm	ASTM D5185m 100	0	0	2
Sulfur	ppm	ASTM D5185m 400	427	164	366

CONTAMINANTS

	method	limit/base	current	history1	history2
Silicon	ppm	ASTM D5185m >25	<1	2	6
Sodium	ppm	ASTM D5185m	53	42	27
Potassium	ppm	ASTM D5185m >20	7	4	3

FLUID DEGRADATION

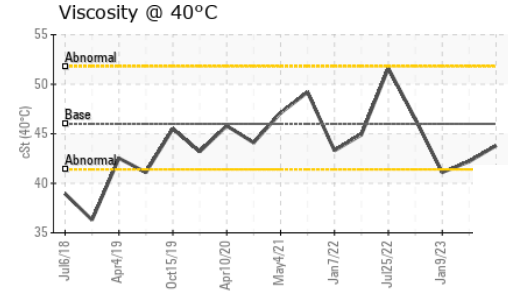
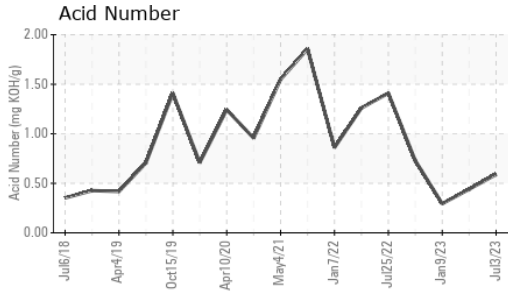
	method	limit/base	current	history1	history2
Acid Number (AN)	mg KOH/g	ASTM D8045	0.59	0.44	0.294

VISUAL

	method	limit/base	current	history1	history2
White Metal	scalar	*Visual NONE	NONE	NONE	NONE
Yellow Metal	scalar	*Visual NONE	NONE	NONE	NONE
Precipitate	scalar	*Visual NONE	NONE	NONE	NONE
Silt	scalar	*Visual NONE	NONE	NONE	NONE
Debris	scalar	*Visual NONE	NONE	LIGHT	LIGHT
Sand/Dirt	scalar	*Visual NONE	NONE	NONE	NONE
Appearance	scalar	*Visual NORML	NORML	NORML	NORML
Odor	scalar	*Visual NORML	NORML	NORML	NORML
Emulsified Water	scalar	*Visual >0.8	NEG	NEG	NEG
Free Water	scalar	*Visual	NEG	NEG	NEG




OIL ANALYSIS REPORT

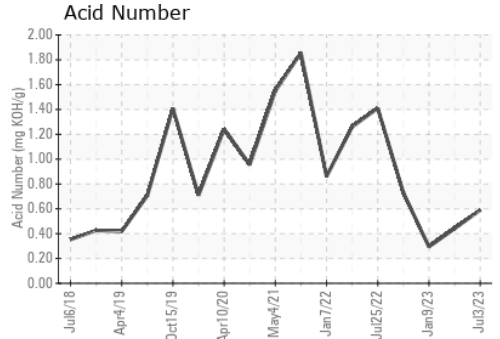
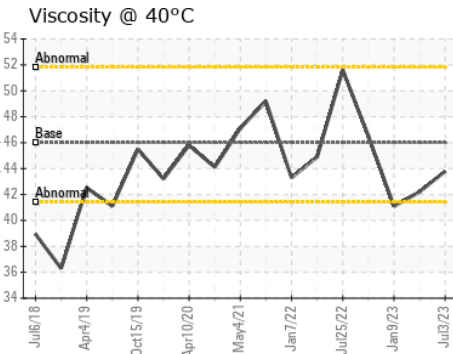
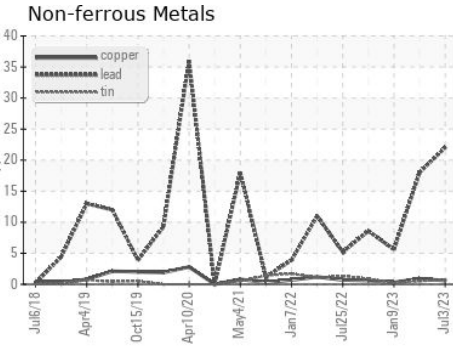
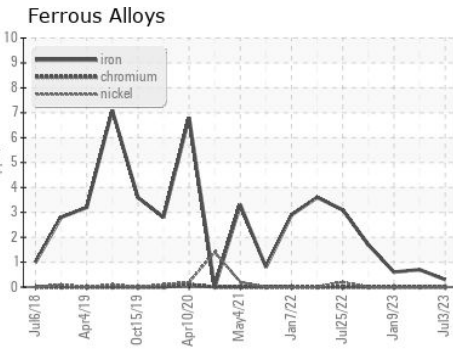


FLUID PROPERTIES	method	limit/base	current	history1	history2
Visc @ 40°C	cSt	ASTM D445 46	43.8	42.2	41.1

SAMPLE IMAGES	method	limit/base	current	history1	history2
---------------	--------	------------	---------	----------	----------



GRAPHS



Laboratory : WearCheck USA - 501 Madison Ave., Cary, NC 27513
Sample No. : UCH05903369 **Received** : 20 Jul 2023
Lab Number : **05903369** **Diagnosed** : 24 Jul 2023
Unique Number : 10564725 **Diagnostician** : Don Baldrige
Test Package : IND 2

JOHN HENRY FOSTER COMPANY
 4700 LEBOURGET STREET
 SAINT LOUIS, MO
 US 63134
 Contact: RACHEL VON HATTEN
 rvonhatten@jhfc.com
 T: (314)593-1267
 F: (314)874-0965

To discuss this sample report, contact Customer Service at 1-800-237-1369.
 * - Denotes test methods that are outside of the ISO 17025 scope of accreditation.
 Statements of conformity to specifications are based on the simple acceptance decision rule (JCGM 106:2012)