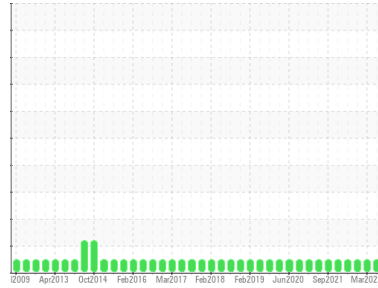




OIL ANALYSIS REPORT

Sample Rating Trend

NORMAL



Area
SYNOIL 8K [153753]
 Machine Id
QUINCY 94750H - KENOSHA METAL PRODUCTS
 Component
Compressor

DIAGNOSIS

Recommendation

Resample at the next service interval to monitor.

Wear

All component wear rates are normal.

Contamination

There is no indication of any contamination in the oil.

Fluid Condition

The AN level is acceptable for this fluid. The condition of the oil is suitable for further service.

SAMPLE INFORMATION		method	limit/base	current	history1	history2
Sample Number	Client Info			UCZ05903377	UCZ05785120	UCZ05650463
Sample Date	Client Info			23 Jun 2023	01 Mar 2023	20 Sep 2022
Machine Age	hrs	Client Info		41426	41424	40605
Oil Age	hrs	Client Info		4000	4000	3000
Oil Changed	Client Info			Changed	Not Changd	Not Changd
Sample Status				NORMAL	NORMAL	NORMAL

WEAR METALS		method	limit/base	current	history1	history2
Iron	ppm	ASTM D5185m	>50	38	25	22
Chromium	ppm	ASTM D5185m	>10	0	0	0
Nickel	ppm	ASTM D5185m		0	0	0
Titanium	ppm	ASTM D5185m		0	0	0
Silver	ppm	ASTM D5185m		0	0	0
Aluminum	ppm	ASTM D5185m	>25	0	<1	1
Lead	ppm	ASTM D5185m	>25	0	0	0
Copper	ppm	ASTM D5185m	>50	<1	<1	2
Tin	ppm	ASTM D5185m	>15	<1	0	0
Vanadium	ppm	ASTM D5185m		<1	<1	0
Cadmium	ppm	ASTM D5185m		0	0	0

ADDITIVES		method	limit/base	current	history1	history2
Boron	ppm	ASTM D5185m	0.3	<1	2	2
Barium	ppm	ASTM D5185m	0.3	0	0	0
Molybdenum	ppm	ASTM D5185m	0	0	3	0
Manganese	ppm	ASTM D5185m	0.9	0	<1	0
Magnesium	ppm	ASTM D5185m	0.2	0	<1	<1
Calcium	ppm	ASTM D5185m	0.1	0	0	0
Phosphorus	ppm	ASTM D5185m	429	472	464	432
Zinc	ppm	ASTM D5185m	0.3	69	81	65
Sulfur	ppm	ASTM D5185m	1336	767	491	828

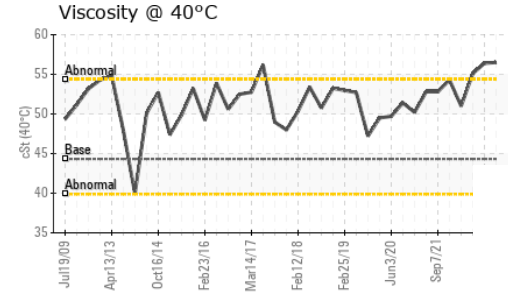
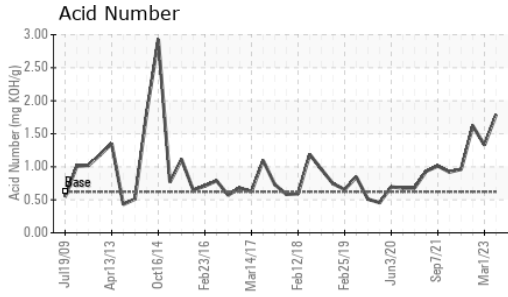
CONTAMINANTS		method	limit/base	current	history1	history2
Silicon	ppm	ASTM D5185m	>25	<1	2	<1
Sodium	ppm	ASTM D5185m		<1	<1	<1
Potassium	ppm	ASTM D5185m	>20	<1	<1	<1

FLUID DEGRADATION		method	limit/base	current	history1	history2
Acid Number (AN)	mg KOH/g	ASTM D8045	0.622	1.79	1.33	1.62

VISUAL		method	limit/base	current	history1	history2
White Metal	scalar	*Visual	NONE	NONE	NONE	NONE
Yellow Metal	scalar	*Visual	NONE	NONE	NONE	NONE
Precipitate	scalar	*Visual	NONE	NONE	NONE	NONE
Silt	scalar	*Visual	NONE	NONE	NONE	NONE
Debris	scalar	*Visual	NONE	NONE	VLITE	NONE
Sand/Dirt	scalar	*Visual	NONE	NONE	NONE	NONE
Appearance	scalar	*Visual	NORML	NORML	NORML	NORML
Odor	scalar	*Visual	NORML	NORML	NORML	NORML
Emulsified Water	scalar	*Visual	>0.1	NEG	NEG	NEG
Free Water	scalar	*Visual		NEG	NEG	NEG




OIL ANALYSIS REPORT

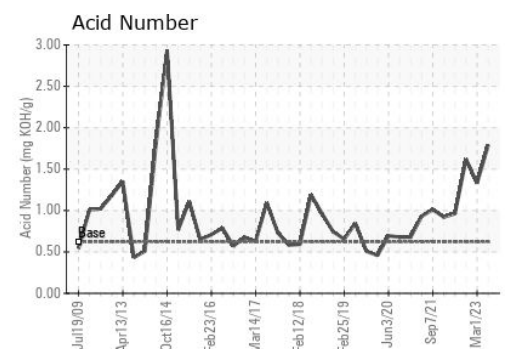
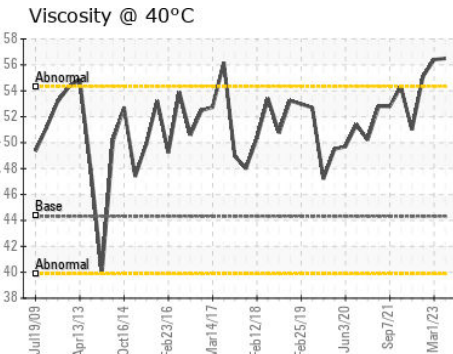
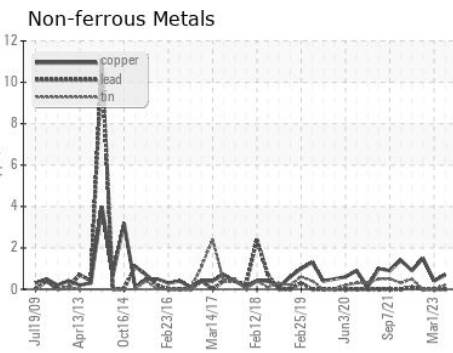
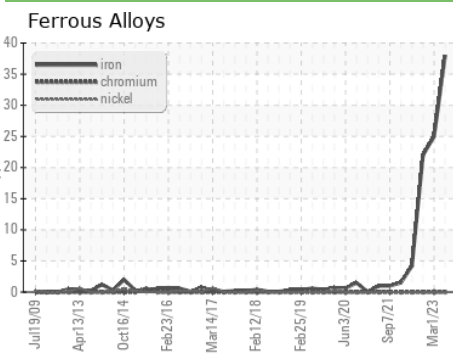


FLUID PROPERTIES		method	limit/base	current	history1	history2
Visc @ 40°C	cSt	ASTM D445	44.32	56.5	56.4	55.1

SAMPLE IMAGES		method	limit/base	current	history1	history2
---------------	--	--------	------------	---------	----------	----------



GRAPHS



Laboratory : WearCheck USA - 501 Madison Ave., Cary, NC 27513
Sample No. : UCZ05903377 **Received** : 20 Jul 2023
Lab Number : **05903377** **Diagnosed** : 24 Jul 2023
Unique Number : 10564733 **Diagnostician** : Don Baldrige
Test Package : IND 2

ZORN COMPRESSOR EQUIPMENT
 227 AMBROSIO DR, SUITE A
 GURNEE, IL
 US 60031
 Contact: Rachel Pesnikov
 rachel.pesnikov@zornair.com
 T: (847)599-1333
 F: x:

Certificate L2367
 To discuss this sample report, contact Customer Service at 1-800-237-1369.
 * - Denotes test methods that are outside of the ISO 17025 scope of accreditation.
 Statements of conformity to specifications are based on the simple acceptance decision rule (JCGM 106:2012)