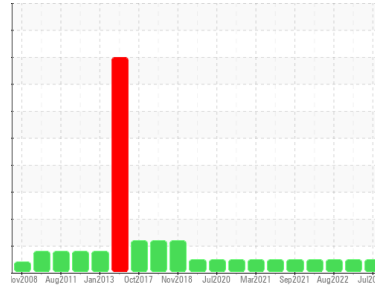




OIL ANALYSIS REPORT

Sample Rating Trend



NORMAL



Area
KANSAS/44/EG - OTHER SERVICE
Machine Id
74.21L [KANSAS^44^EG - OTHER SERVICE]
Component
Front Left Final Drive
Fluid
MOBIL MOBILUBE HD PLUS 85W140 (--- GAL)

DIAGNOSIS

Recommendation

Resample at the next service interval to monitor. (Customer Sample Comment: 14216 hrs)

Wear

All component wear rates are normal.

Contamination

There is no indication of any contamination in the oil.

Fluid Condition

Confirm oil type. The condition of the oil is acceptable for the time in service.

SAMPLE INFORMATION

	method	limit/base	current	history1	history2
Sample Number	Client Info		WC0819877	WC0769615	WC0697698
Sample Date	Client Info		17 Jul 2023	26 Jan 2023	04 Aug 2022
Machine Age	hrs	Client Info	14216	8677	13179
Oil Age	hrs	Client Info	13179	1000	12586
Oil Changed	Client Info		N/A	Not Changd	Changed
Sample Status			NORMAL	NORMAL	NORMAL

WEAR METALS

	method	limit/base	current	history1	history2
Iron	ppm	ASTM D5185m >800	100	88	37
Chromium	ppm	ASTM D5185m >10	<1	1	<1
Nickel	ppm	ASTM D5185m >5	2	2	1
Titanium	ppm	ASTM D5185m >15	0	0	0
Silver	ppm	ASTM D5185m >2	0	0	<1
Aluminum	ppm	ASTM D5185m >75	1	0	0
Lead	ppm	ASTM D5185m >10	<1	<1	<1
Copper	ppm	ASTM D5185m >75	4	5	3
Tin	ppm	ASTM D5185m >8	0	<1	<1
Vanadium	ppm	ASTM D5185m	0	0	0
Cadmium	ppm	ASTM D5185m	0	0	0

ADDITIVES

	method	limit/base	current	history1	history2
Boron	ppm	ASTM D5185m	95	150	168
Barium	ppm	ASTM D5185m	0	0	0
Molybdenum	ppm	ASTM D5185m	2	1	1
Manganese	ppm	ASTM D5185m	<1	<1	<1
Magnesium	ppm	ASTM D5185m	21	6	3
Calcium	ppm	ASTM D5185m	1702	286	271
Phosphorus	ppm	ASTM D5185m	1042	998	920
Zinc	ppm	ASTM D5185m	718	133	119
Sulfur	ppm	ASTM D5185m	19208	25324	24839

CONTAMINANTS

	method	limit/base	current	history1	history2
Silicon	ppm	ASTM D5185m >400	10	7	3
Sodium	ppm	ASTM D5185m	<1	2	1
Potassium	ppm	ASTM D5185m >20	1	<1	0

VISUAL

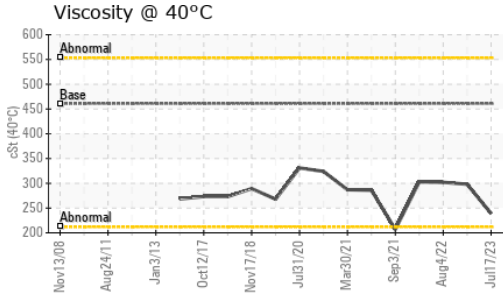
	method	limit/base	current	history1	history2
White Metal	scalar	*Visual NONE	NONE	MODER	MODER
Yellow Metal	scalar	*Visual NONE	NONE	NONE	NONE
Precipitate	scalar	*Visual NONE	NONE	NONE	NONE
Silt	scalar	*Visual NONE	NONE	NONE	NONE
Debris	scalar	*Visual NONE	NONE	NONE	NONE
Sand/Dirt	scalar	*Visual NONE	NONE	NONE	NONE
Appearance	scalar	*Visual NORML	NORML	NORML	NORML
Odor	scalar	*Visual NORML	NORML	NORML	NORML
Emulsified Water	scalar	*Visual >0.2	NEG	NEG	NEG
Free Water	scalar	*Visual	NEG	NEG	NEG

FLUID PROPERTIES

	method	limit/base	current	history1	history2
Visc @ 40°C	cSt	ASTM D445 461	239	298	302

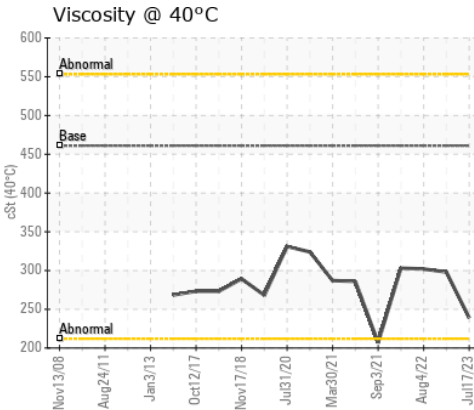
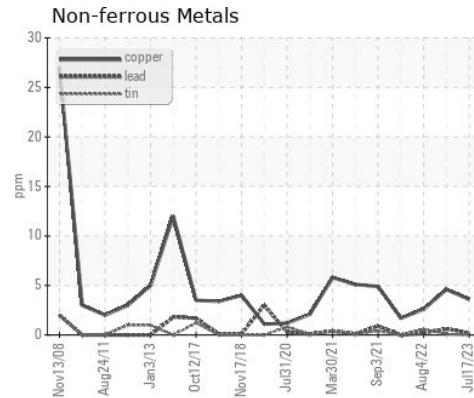
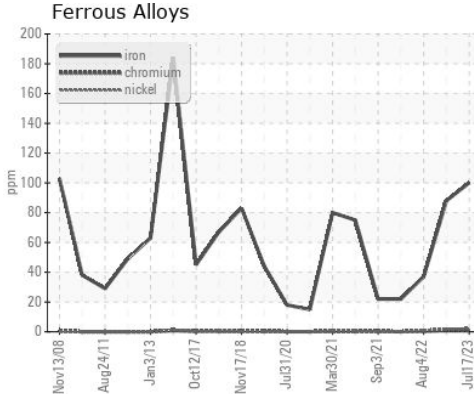


OIL ANALYSIS REPORT



SAMPLE IMAGES	method	limit/base	current	history1	history2
Color			no image	no image	no image
Bottom			no image	no image	no image

GRAPHS



Certificate L2367

Laboratory : WearCheck USA - 501 Madison Ave., Cary, NC 27513
Sample No. : WC0819877 **Received** : 20 Jul 2023
Lab Number : **05904009** **Diagnosed** : 24 Jul 2023
Unique Number : 10565365 **Diagnostician** : Don Baldrige
Test Package : CONST

SHERWOOD CONSTRUCTION CO INC
 3219 WEST MAY ST
 WICHITA, KS
 US 67213
 Contact: DOUG KING
 doug.king@sherwood.net
 T: (316)617-3161
 F: x:

To discuss this sample report, contact Customer Service at 1-800-237-1369.

* - Denotes test methods that are outside of the ISO 17025 scope of accreditation.

Statements of conformity to specifications are based on the simple acceptance decision rule (JCGM 106:2012)