



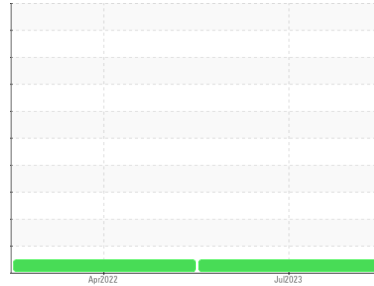
# OIL ANALYSIS REPORT

Sample Rating Trend

**NORMAL**



Area  
**KANSAS/44**  
Machine Id  
**69.106L [KANSAS^44]**  
Component  
**Transmission (Manual)**  
Fluid  
**MOBIL MOBILTRANS AST 30 (--- GAL)**



## DIAGNOSIS

### Recommendation

Resample at the next service interval to monitor.

### Wear

All component wear rates are normal.

### Contamination

There is no indication of any contamination in the oil.

### Fluid Condition

The condition of the oil is acceptable for the time in service.

SAMPLE INFORMATION		method	limit/base	current	history1	history2
Sample Number	Client Info			<b>WC0781237</b>	WC0640016	---
Sample Date	Client Info			<b>06 Jul 2023</b>	06 Apr 2022	---
Machine Age	hrs	Client Info		<b>1315</b>	10	---
Oil Age	hrs	Client Info		<b>1101</b>	10	---
Oil Changed	Client Info			<b>N/A</b>	Not Changd	---
Sample Status				<b>NORMAL</b>	NORMAL	---

WEAR METALS		method	limit/base	current	history1	history2
Iron	ppm	ASTM D5185m	>200	<b>23</b>	93	---
Chromium	ppm	ASTM D5185m	>5	<b>&lt;1</b>	0	---
Nickel	ppm	ASTM D5185m	>5	<b>0</b>	0	---
Titanium	ppm	ASTM D5185m		<b>0</b>	0	---
Silver	ppm	ASTM D5185m	>7	<b>0</b>	0	---
Aluminum	ppm	ASTM D5185m	>25	<b>4</b>	<1	---
Lead	ppm	ASTM D5185m	>45	<b>0</b>	<1	---
Copper	ppm	ASTM D5185m	>225	<b>8</b>	9	---
Tin	ppm	ASTM D5185m	>10	<b>&lt;1</b>	<1	---
Vanadium	ppm	ASTM D5185m		<b>0</b>	0	---
Cadmium	ppm	ASTM D5185m		<b>0</b>	0	---

ADDITIVES		method	limit/base	current	history1	history2
Boron	ppm	ASTM D5185m		<b>5</b>	1	---
Barium	ppm	ASTM D5185m		<b>&lt;1</b>	0	---
Molybdenum	ppm	ASTM D5185m		<b>1</b>	<1	---
Manganese	ppm	ASTM D5185m		<b>&lt;1</b>	1	---
Magnesium	ppm	ASTM D5185m		<b>24</b>	10	---
Calcium	ppm	ASTM D5185m		<b>3235</b>	3449	---
Phosphorus	ppm	ASTM D5185m		<b>1077</b>	1123	---
Zinc	ppm	ASTM D5185m		<b>1314</b>	1413	---
Sulfur	ppm	ASTM D5185m		<b>7954</b>	7504	---

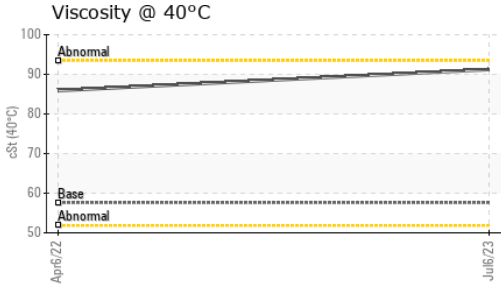
CONTAMINANTS		method	limit/base	current	history1	history2
Silicon	ppm	ASTM D5185m	>125	<b>9</b>	6	---
Sodium	ppm	ASTM D5185m		<b>3</b>	0	---
Potassium	ppm	ASTM D5185m	>20	<b>0</b>	3	---

VISUAL		method	limit/base	current	history1	history2
White Metal	scalar	*Visual	NONE	<b>NONE</b>	LIGHT	---
Yellow Metal	scalar	*Visual	NONE	<b>NONE</b>	NONE	---
Precipitate	scalar	*Visual	NONE	<b>NONE</b>	NONE	---
Silt	scalar	*Visual	NONE	<b>NONE</b>	NONE	---
Debris	scalar	*Visual	NONE	<b>NONE</b>	NONE	---
Sand/Dirt	scalar	*Visual	NONE	<b>NONE</b>	NONE	---
Appearance	scalar	*Visual	NORML	<b>NORML</b>	NORML	---
Odor	scalar	*Visual	NORML	<b>NORML</b>	NORML	---
Emulsified Water	scalar	*Visual	>0.1	<b>NEG</b>	NEG	---
Free Water	scalar	*Visual		<b>NEG</b>	NEG	---

FLUID PROPERTIES		method	limit/base	current	history1	history2
Visc @ 40°C	cSt	ASTM D445	57.6	<b>91.2</b>	85.9	---

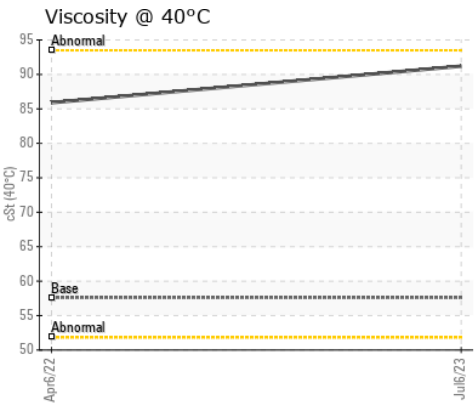
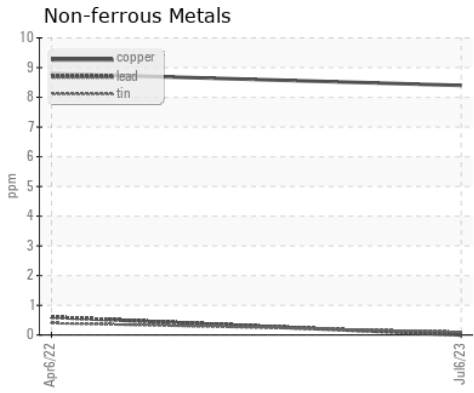
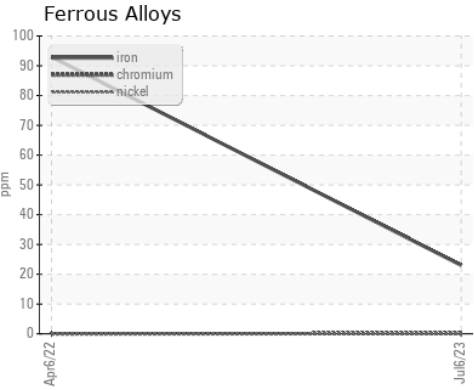


# OIL ANALYSIS REPORT



SAMPLE IMAGES	method	limit/base	current	history1	history2
Color			no image	no image	no image
Bottom			no image	no image	no image

## GRAPHS



Certificate L2367

**Laboratory** : WearCheck USA - 501 Madison Ave., Cary, NC 27513  
**Sample No.** : WC0781237      **Received** : 21 Jul 2023  
**Lab Number** : 05904698      **Diagnosed** : 25 Jul 2023  
**Unique Number** : 10566054      **Diagnostician** : Don Baldrige  
**Test Package** : CONST

**SHERWOOD CONSTRUCTION CO INC**  
 3219 WEST MAY ST  
 WICHITA, KS  
 US 67213  
 Contact: SHAWN SOUTH  
 shawn.south@sherwood.net

To discuss this sample report, contact Customer Service at 1-800-237-1369.

\* - Denotes test methods that are outside of the ISO 17025 scope of accreditation.

Statements of conformity to specifications are based on the simple acceptance decision rule (JCGM 106:2012)

T: x:  
F: x: