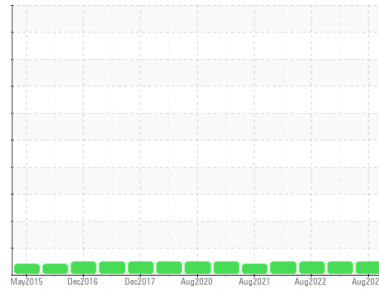




OIL ANALYSIS REPORT

Sample Rating Trend

NORMAL



Machine Id
LINE 2 SIDE (S/N X53SSA160009)

Component
Gearbox

Fluid
SHELL OMALA 320 (10 GAL)

DIAGNOSIS

Recommendation

Resample at the next service interval to monitor.

Wear

All component wear rates are normal.

Contamination

There is no indication of any contamination in the oil.

Fluid Condition

The AN level is acceptable for this fluid. The condition of the oil is suitable for further service.

SAMPLE INFORMATION

	method	limit/base	current	history1	history2
Sample Number	Client Info		RP0021303	RP0021667	RP0029334
Sample Date	Client Info		03 Aug 2023	06 Feb 2023	15 Aug 2022
Machine Age	mths	Client Info	0	0	0
Oil Age	mths	Client Info	0	0	0
Oil Changed	Client Info		Not Changed	Not Changed	Not Changed
Sample Status			NORMAL	NORMAL	NORMAL

WEAR METALS

	method	limit/base	current	history1	history2
Iron	ppm	ASTM D5185m >200	56	49	45
Chromium	ppm	ASTM D5185m >15	<1	<1	<1
Nickel	ppm	ASTM D5185m >15	<1	0	0
Titanium	ppm	ASTM D5185m	<1	<1	0
Silver	ppm	ASTM D5185m	0	0	0
Aluminum	ppm	ASTM D5185m >25	1	0	<1
Lead	ppm	ASTM D5185m >100	0	0	0
Copper	ppm	ASTM D5185m >200	0	0	<1
Tin	ppm	ASTM D5185m >25	<1	0	<1
Antimony	ppm	ASTM D5185m >5	---	---	---
Vanadium	ppm	ASTM D5185m	0	0	0
Cadmium	ppm	ASTM D5185m	0	0	0

ADDITIVES

	method	limit/base	current	history1	history2
Boron	ppm	ASTM D5185m 5.5	0	0	0
Barium	ppm	ASTM D5185m 0.4	0	0	0
Molybdenum	ppm	ASTM D5185m 0.5	0	0	0
Manganese	ppm	ASTM D5185m	2	1	<1
Magnesium	ppm	ASTM D5185m 23	0	<1	<1
Calcium	ppm	ASTM D5185m 13	1	1	2
Phosphorus	ppm	ASTM D5185m 450	295	239	236
Zinc	ppm	ASTM D5185m 9.9	29	26	29

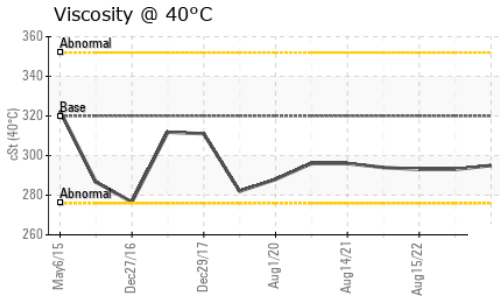
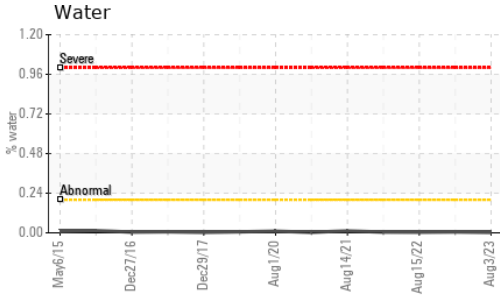
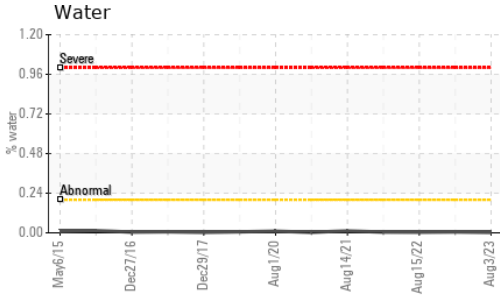
CONTAMINANTS

	method	limit/base	current	history1	history2
Silicon	ppm	ASTM D5185m >50	1	1	4
Sodium	ppm	ASTM D5185m	5	3	2
Potassium	ppm	ASTM D5185m >20	1	<1	0
Water	%	ASTM D6304 >0.2	0.002	0.005	0.003
ppm Water	ppm	ASTM D6304 >2000	17.1	56.0	38.7

FLUID DEGRADATION

	method	limit/base	current	history1	history2
Acid Number (AN)	mg KOH/g	ASTM D8045	0.58	0.64	0.52


OIL ANALYSIS REPORT



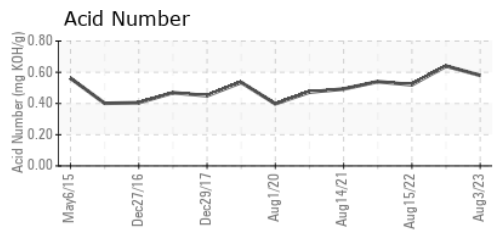
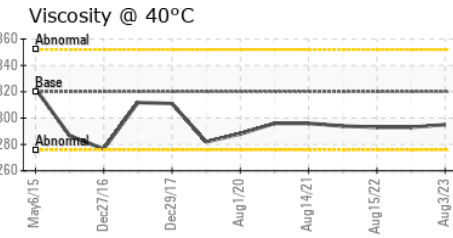
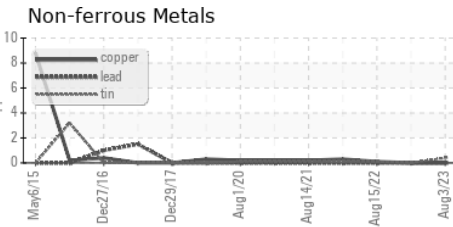
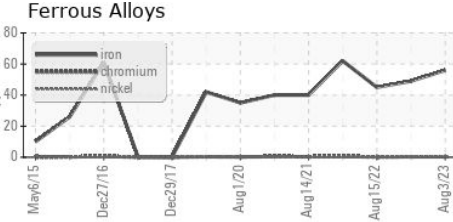
VISUAL	method	limit/base	current	history1	history2
White Metal	scalar	*Visual	NONE	NONE	NONE
Yellow Metal	scalar	*Visual	NONE	NONE	NONE
Precipitate	scalar	*Visual	NONE	NONE	NONE
Silt	scalar	*Visual	NONE	NONE	NONE
Debris	scalar	*Visual	NONE	NONE	NONE
Sand/Dirt	scalar	*Visual	NONE	NONE	NONE
Appearance	scalar	*Visual	NORML	NORML	NORML
Odor	scalar	*Visual	NORML	NORML	NORML
Emulsified Water	scalar	*Visual	>0.2	NEG	NEG
Free Water	scalar	*Visual		NEG	NEG

FLUID PROPERTIES	method	limit/base	current	history1	history2
Visc @ 40°C	cSt	ASTM D445 320	295	293	293

SAMPLE IMAGES	method	limit/base	current	history1	history2
---------------	--------	------------	---------	----------	----------



GRAPHS



Laboratory : WearCheck USA - 501 Madison Ave., Cary, NC 27513
Sample No. : RP0021303 **Received** : 11 Aug 2023
Lab Number : 05922282 **Diagnosed** : 14 Aug 2023
Unique Number : 10602229 **Diagnostician** : Wes Davis
Test Package : IND 2

WESTLAKE CHEMICAL - FRANKLIN
 200 SHOTWELL DR
 FRANKLIN, OH
 US 45005
 Contact: Bill Eisaman
 bill.eisaman@westlake.net
 T: (419)788-9155
 F:

Certificate L2367
 To discuss this sample report, contact Customer Service at 1-800-237-1369.
 * - Denotes test methods that are outside of the ISO 17025 scope of accreditation.
 Statements of conformity to specifications are based on the simple acceptance decision rule (JCGM 106:2012)