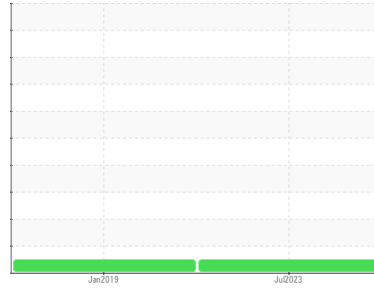




OIL ANALYSIS REPORT

Sample Rating Trend

NORMAL



Machine Id
MB9723

Component
Hydraulic System

Fluid
AW HYDRAULIC OIL ISO 46 (--- QTS)

DIAGNOSIS

Recommendation

Resample at the next service interval to monitor. NOTE: Please provide information regarding reservoir capacity, filter type and micron rating with next sample. Please specify the brand, type, and viscosity of the oil on your next sample.

Wear

All component wear rates are normal.

Contamination

There is no indication of any contamination in the oil.

Fluid Condition

The condition of the oil is acceptable for the time in service.

SAMPLE INFORMATION		method	limit/base	current	history1	history2
Sample Number	Client Info			WC0799366	WCI1107205	---
Sample Date	Client Info			31 Jul 2023	12 Jan 2019	---
Machine Age	hrs	Client Info		0	0	---
Oil Age	hrs	Client Info		0	0	---
Oil Changed	Client Info			N/A	N/A	---
Sample Status				NORMAL	NORMAL	---

WEAR METALS		method	limit/base	current	history1	history2
Iron	ppm	ASTM D5185m	>20	6	2	---
Chromium	ppm	ASTM D5185m	>20	1	0	---
Nickel	ppm	ASTM D5185m	>20	<1	<1	---
Titanium	ppm	ASTM D5185m		0	<1	---
Silver	ppm	ASTM D5185m		0	0	---
Aluminum	ppm	ASTM D5185m	>20	<1	0	---
Lead	ppm	ASTM D5185m	>20	<1	<1	---
Copper	ppm	ASTM D5185m	>20	10	6	---
Tin	ppm	ASTM D5185m	>20	<1	0	---
Antimony	ppm	ASTM D5185m		---	0	---
Vanadium	ppm	ASTM D5185m		0	0	---
Cadmium	ppm	ASTM D5185m		0	<1	---

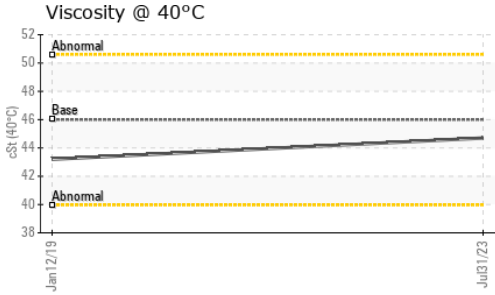
ADDITIVES		method	limit/base	current	history1	history2
Boron	ppm	ASTM D5185m	5	0	<1	---
Barium	ppm	ASTM D5185m	5	1	0	---
Molybdenum	ppm	ASTM D5185m	5	0	1	---
Manganese	ppm	ASTM D5185m		0	0	---
Magnesium	ppm	ASTM D5185m	25	<1	2	---
Calcium	ppm	ASTM D5185m	200	86	96	---
Phosphorus	ppm	ASTM D5185m	300	404	396	---
Zinc	ppm	ASTM D5185m	370	519	548	---
Sulfur	ppm	ASTM D5185m	2500	2865	2493	---

CONTAMINANTS		method	limit/base	current	history1	history2
Silicon	ppm	ASTM D5185m	>15	1	1	---
Sodium	ppm	ASTM D5185m		1	2	---
Potassium	ppm	ASTM D5185m	>20	1	0	---

VISUAL		method	limit/base	current	history1	history2
White Metal	scalar	*Visual	NONE	NONE	NONE	---
Yellow Metal	scalar	*Visual	NONE	NONE	NONE	---
Precipitate	scalar	*Visual	NONE	NONE	NONE	---
Silt	scalar	*Visual	NONE	NONE	NONE	---
Debris	scalar	*Visual	NONE	NONE	NONE	---
Sand/Dirt	scalar	*Visual	NONE	NONE	NONE	---
Appearance	scalar	*Visual	NORML	NORML	NORML	---
Odor	scalar	*Visual	NORML	NORML	NORML	---
Emulsified Water	scalar	*Visual	>0.05	NEG	NEG	---
Free Water	scalar	*Visual		NEG	NEG	---



OIL ANALYSIS REPORT

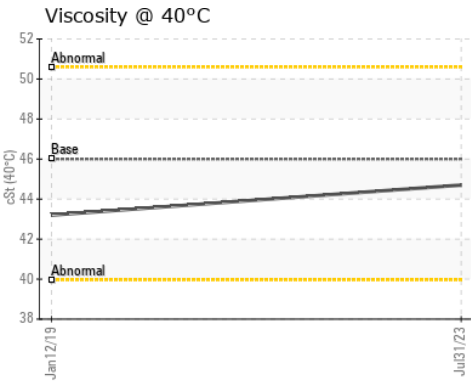
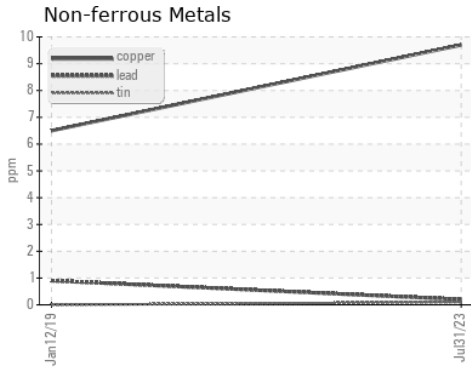
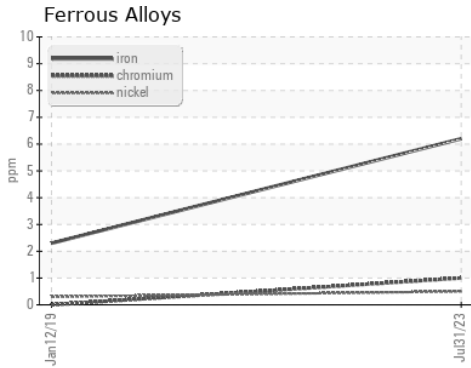


FLUID PROPERTIES		method	limit/base	current	history1	history2
Visc @ 40°C	cSt	ASTM D445	46	44.7	43.2	---

SAMPLE IMAGES		method	limit/base	current	history1	history2
---------------	--	--------	------------	---------	----------	----------

Color						no image
Bottom						no image

GRAPHS



Certificate L2367

Laboratory : WearCheck USA - 501 Madison Ave., Cary, NC 27513
Sample No. : WC0799366 **Received** : 11 Aug 2023
Lab Number : 05922588 **Diagnosed** : 13 Aug 2023
Unique Number : 10602535 **Diagnostician** : Wes Davis
Test Package : IND 1

To discuss this sample report, contact Customer Service at 1-800-237-1369.

* - Denotes test methods that are outside of the ISO 17025 scope of accreditation.

Statements of conformity to specifications are based on the simple acceptance decision rule (JCGM 106:2012)

SUMIRIKO TENNESSEE INC
 150 HESTER LN
 TAZEWELL, TN
 US 37879
 Contact: JEREMY COLLINS
 jcollins@us.sumiriko.com
 T: (423)626-8805
 F: (423)626-2065