



OIL ANALYSIS REPORT

Sample Rating Trend

NORMAL



Machine Id

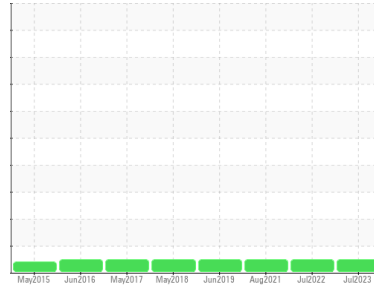
B1290

Component

Hydraulic System

Fluid

AW HYDRAULIC OIL ISO 46 (--- QTS)



DIAGNOSIS

Recommendation

Resample at the next service interval to monitor. NOTE: Please provide information regarding reservoir capacity, filter type and micron rating with next sample. Please specify the brand, type, and viscosity of the oil on your next sample.

Wear

All component wear rates are normal.

Contamination

There is no indication of any contamination in the oil.

Fluid Condition

The condition of the oil is acceptable for the time in service.

SAMPLE INFORMATION

	method	limit/base	current	history1	history2
Sample Number	Client Info		WC0799358	WC0719646	WC0573639
Sample Date	Client Info		31 Jul 2023	13 Jul 2022	27 Aug 2021
Machine Age	hrs	Client Info	0	0	0
Oil Age	hrs	Client Info	0	0	0
Oil Changed	Client Info		N/A	N/A	N/A
Sample Status			NORMAL	NORMAL	NORMAL

WEAR METALS

	method	limit/base	current	history1	history2
Iron	ppm	ASTM D5185m >20	3	3	3
Chromium	ppm	ASTM D5185m >20	3	3	3
Nickel	ppm	ASTM D5185m >20	<1	0	0
Titanium	ppm	ASTM D5185m	0	0	0
Silver	ppm	ASTM D5185m	0	0	0
Aluminum	ppm	ASTM D5185m >20	<1	<1	0
Lead	ppm	ASTM D5185m >20	<1	0	0
Copper	ppm	ASTM D5185m >20	12	14	14
Tin	ppm	ASTM D5185m >20	0	<1	0
Antimony	ppm	ASTM D5185m	---	---	0
Vanadium	ppm	ASTM D5185m	0	0	0
Cadmium	ppm	ASTM D5185m	0	0	0

ADDITIVES

	method	limit/base	current	history1	history2
Boron	ppm	ASTM D5185m 5	0	0	4
Barium	ppm	ASTM D5185m 5	1	0	0
Molybdenum	ppm	ASTM D5185m 5	0	0	0
Manganese	ppm	ASTM D5185m	0	0	<1
Magnesium	ppm	ASTM D5185m 25	5	4	5
Calcium	ppm	ASTM D5185m 200	33	28	29
Phosphorus	ppm	ASTM D5185m 300	269	250	278
Zinc	ppm	ASTM D5185m 370	302	263	259
Sulfur	ppm	ASTM D5185m 2500	3143	3735	3302

CONTAMINANTS

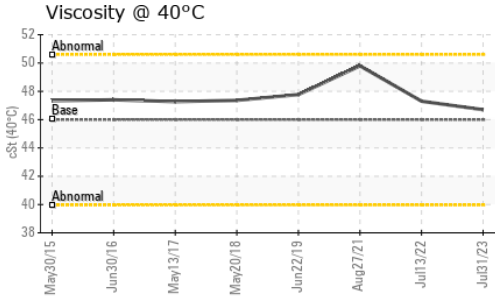
	method	limit/base	current	history1	history2
Silicon	ppm	ASTM D5185m >15	3	2	2
Sodium	ppm	ASTM D5185m	0	0	0
Potassium	ppm	ASTM D5185m >20	<1	0	0

VISUAL

	method	limit/base	current	history1	history2
White Metal	scalar	*Visual NONE	NONE	NONE	LIGHT
Yellow Metal	scalar	*Visual NONE	NONE	NONE	NONE
Precipitate	scalar	*Visual NONE	NONE	NONE	NONE
Silt	scalar	*Visual NONE	NONE	NONE	NONE
Debris	scalar	*Visual NONE	NONE	NONE	NONE
Sand/Dirt	scalar	*Visual NONE	NONE	NONE	NONE
Appearance	scalar	*Visual NORML	NORML	NORML	NORML
Odor	scalar	*Visual NORML	NORML	NORML	NORML
Emulsified Water	scalar	*Visual >0.05	NEG	NEG	NEG
Free Water	scalar	*Visual	NEG	NEG	NEG




OIL ANALYSIS REPORT

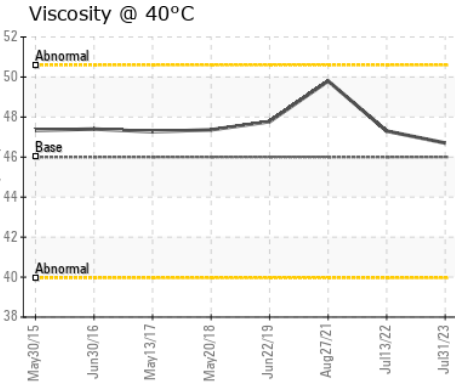
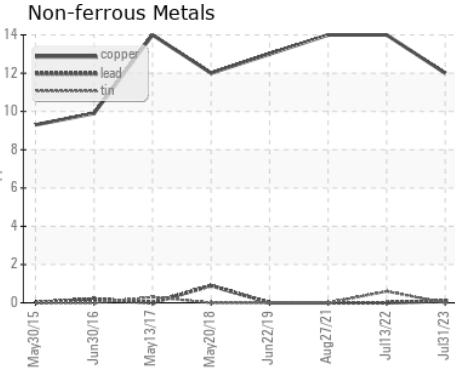
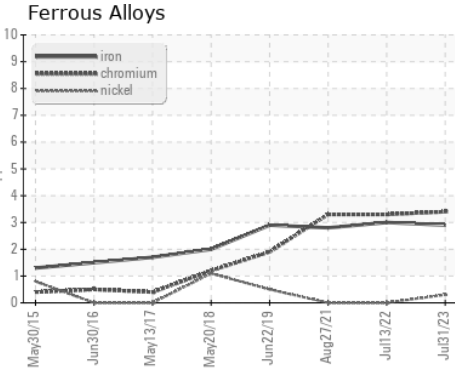


FLUID PROPERTIES		method	limit/base	current	history1	history2
Visc @ 40°C	cSt	ASTM D445	46	46.7	47.3	49.8

SAMPLE IMAGES		method	limit/base	current	history1	history2
---------------	--	--------	------------	---------	----------	----------



GRAPHS



Certificate L2367

Laboratory : WearCheck USA - 501 Madison Ave., Cary, NC 27513
Sample No. : WC0799358 **Received** : 11 Aug 2023
Lab Number : **05922589** **Diagnosed** : 13 Aug 2023
Unique Number : 10602536 **Diagnostician** : Wes Davis
Test Package : IND 1

To discuss this sample report, contact Customer Service at 1-800-237-1369.

* - Denotes test methods that are outside of the ISO 17025 scope of accreditation.

Statements of conformity to specifications are based on the simple acceptance decision rule (JCGM 106:2012)

SUMIRIKO TENNESSEE INC
 150 HESTER LN
 TAZEWELL, TN
 US 37879

Contact: JEREMY COLLINS
jcollins@us.sumiriko.com

T: (423)626-8805

F: (423)626-2065