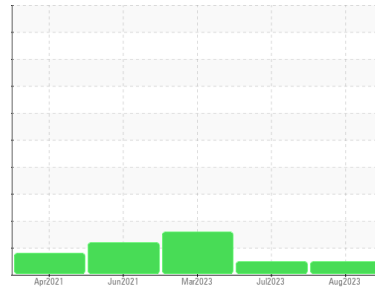




OIL ANALYSIS REPORT

Sample Rating Trend



NORMAL



Machine Id
TWIN_U2 TWIN_U2_M2
 Component
Non-Drive End Bearing
 Fluid
ROYAL PURPLE SYNFILM GT 32 (--- GAL)

DIAGNOSIS

Recommendation

Resample at the next service interval to monitor.

Wear

All component wear rates are normal.

Contamination

The water content is negligible. There is no indication of any contamination in the oil.

Fluid Condition

The AN level is acceptable for this fluid. The condition of the oil is suitable for further service.

SAMPLE INFORMATION		method	limit/base	current	history1	history2
Sample Number	Client Info			RP0031950	RP0033008	RP0034756
Sample Date	Client Info			09 Aug 2023	07 Jul 2023	08 Mar 2023
Machine Age	hrs	Client Info		0	0	0
Oil Age	hrs	Client Info		0	0	0
Oil Changed	Client Info			N/A	N/A	N/A
Sample Status				NORMAL	NORMAL	ABNORMAL

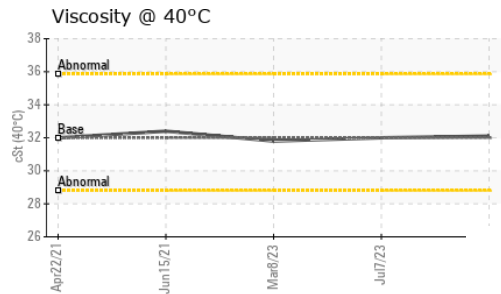
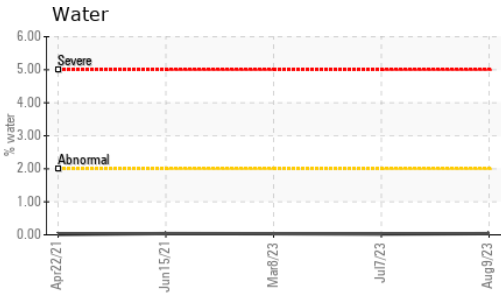
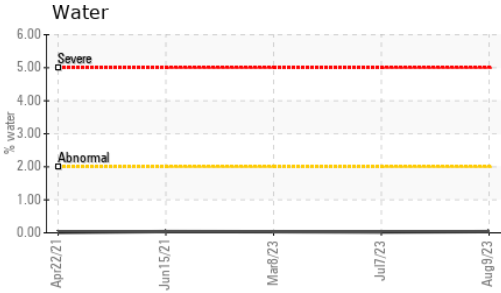
WEAR METALS		method	limit/base	current	history1	history2
Iron	ppm	ASTM D5185m	>20	<1	<1	1
Chromium	ppm	ASTM D5185m	>20	0	0	0
Nickel	ppm	ASTM D5185m	>20	0	<1	<1
Titanium	ppm	ASTM D5185m		0	0	0
Silver	ppm	ASTM D5185m		0	0	0
Aluminum	ppm	ASTM D5185m	>20	2	<1	1
Lead	ppm	ASTM D5185m	>20	1	2	4
Copper	ppm	ASTM D5185m	>20	9	19	16
Tin	ppm	ASTM D5185m	>20	5	3	2
Antimony	ppm	ASTM D5185m		---	---	---
Vanadium	ppm	ASTM D5185m		<1	0	0
Cadmium	ppm	ASTM D5185m		<1	<1	<1

ADDITIVES		method	limit/base	current	history1	history2
Boron	ppm	ASTM D5185m		0	0	0
Barium	ppm	ASTM D5185m		0	2	0
Molybdenum	ppm	ASTM D5185m		0	0	0
Manganese	ppm	ASTM D5185m		<1	0	<1
Magnesium	ppm	ASTM D5185m		85	86	74
Calcium	ppm	ASTM D5185m		0	2	2
Phosphorus	ppm	ASTM D5185m		3	2	6
Zinc	ppm	ASTM D5185m		0	2	6

CONTAMINANTS		method	limit/base	current	history1	history2
Silicon	ppm	ASTM D5185m	>15	5	8	▲ 26
Sodium	ppm	ASTM D5185m		3	<1	0
Potassium	ppm	ASTM D5185m	>20	<1	<1	1
Water	%	ASTM D6304	>2	0.037	0.023	0.034
ppm Water	ppm	ASTM D6304		377.2	235.3	346.4

FLUID DEGRADATION		method	limit/base	current	history1	history2
Acid Number (AN)	mg KOH/g	ASTM D8045		0.38	0.415	0.369


OIL ANALYSIS REPORT



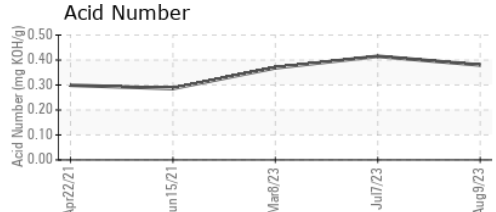
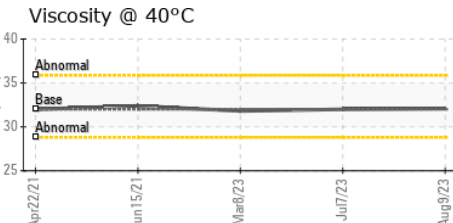
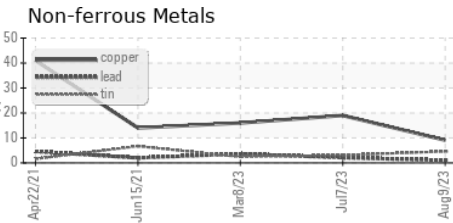
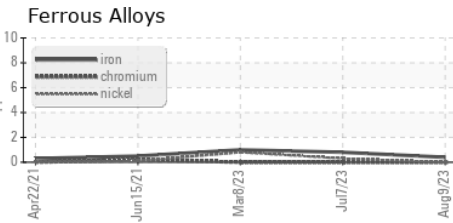
VISUAL	method	limit/base	current	history1	history2	
White Metal	scalar	*Visual	NONE	LIGHT	NONE	VLITE
Yellow Metal	scalar	*Visual	NONE	NONE	NONE	NONE
Precipitate	scalar	*Visual	NONE	NONE	NONE	NONE
Silt	scalar	*Visual	NONE	NONE	NONE	NONE
Debris	scalar	*Visual	NONE	NONE	NONE	VLITE
Sand/Dirt	scalar	*Visual	NONE	NONE	NONE	NONE
Appearance	scalar	*Visual	NORML	NORML	NORML	NORML
Odor	scalar	*Visual	NORML	NORML	NORML	NORML
Emulsified Water	scalar	*Visual	>2	NEG	NEG	NEG
Free Water	scalar	*Visual		NEG	NEG	NEG

FLUID PROPERTIES	method	limit/base	current	history1	history2	
Visc @ 40°C	cSt	ASTM D445	32	32.1	32.0	31.8

SAMPLE IMAGES	method	limit/base	current	history1	history2
---------------	--------	------------	---------	----------	----------



GRAPHS



Certificate L2367

Laboratory : WearCheck USA - 501 Madison Ave., Cary, NC 27513
Sample No. : RP0031950 **Received** : 11 Aug 2023
Lab Number : **05922855** **Diagnosed** : 14 Aug 2023
Unique Number : 10602802 **Diagnostician** : Don Baldrige
Test Package : IND 2

ENERGY TRANSFER - TWIN OAKS
 144 CONCHESTER HIGHWAY
 ASTON, PA
 US 19014
 Contact: QUITA MORGAN

To discuss this sample report, contact Customer Service at 1-800-237-1369.

* - Denotes test methods that are outside of the ISO 17025 scope of accreditation.

Statements of conformity to specifications are based on the simple acceptance decision rule (JCGM 106:2012)

T: (610)220-8386

F: