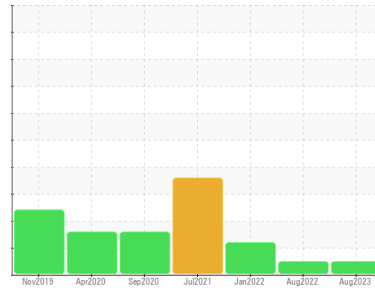




OIL ANALYSIS REPORT

Sample Rating Trend



NORMAL



Machine Id
HPDL_B3320 HPDL_B3320_P3320

Component
Drive End Pump

Fluid
ROYAL PURPLE SYNFILM GT 46 (1 QTS)

DIAGNOSIS

Recommendation

Resample at the next service interval to monitor.

Wear

All component wear rates are normal.

Contamination

There is no indication of any contamination in the oil.

Fluid Condition

The AN level is acceptable for this fluid. The condition of the oil is suitable for further service.

SAMPLE INFORMATION

	method	limit/base	current	history1	history2
Sample Number	Client Info		RP0021879	RP0017604	RP0017732
Sample Date	Client Info		11 Aug 2023	24 Aug 2022	21 Jan 2022
Machine Age	hrs	Client Info	9326	6421	6421
Oil Age	hrs	Client Info	9326	6421	5776
Oil Changed	Client Info		N/A	N/A	N/A
Sample Status			NORMAL	NORMAL	ABNORMAL

WEAR METALS

	method	limit/base	current	history1	history2
Iron	ppm	ASTM D5185m >75	0	2	3
Chromium	ppm	ASTM D5185m >5	0	0	0
Nickel	ppm	ASTM D5185m	0	0	0
Titanium	ppm	ASTM D5185m	0	0	0
Silver	ppm	ASTM D5185m	0	0	<1
Aluminum	ppm	ASTM D5185m >5	<1	<1	<1
Lead	ppm	ASTM D5185m >10	0	3	2
Copper	ppm	ASTM D5185m >15	0	1	<1
Tin	ppm	ASTM D5185m	0	<1	<1
Antimony	ppm	ASTM D5185m	---	---	0
Vanadium	ppm	ASTM D5185m	0	0	0
Cadmium	ppm	ASTM D5185m	0	0	0

ADDITIVES

	method	limit/base	current	history1	history2
Boron	ppm	ASTM D5185m 0	0	0	22
Barium	ppm	ASTM D5185m 0	0	0	0
Molybdenum	ppm	ASTM D5185m 0	0	0	0
Manganese	ppm	ASTM D5185m	<1	<1	<1
Magnesium	ppm	ASTM D5185m 95	94	79	89
Calcium	ppm	ASTM D5185m 0	0	4	10
Phosphorus	ppm	ASTM D5185m 0	4	6	3
Zinc	ppm	ASTM D5185m 0	0	6	2

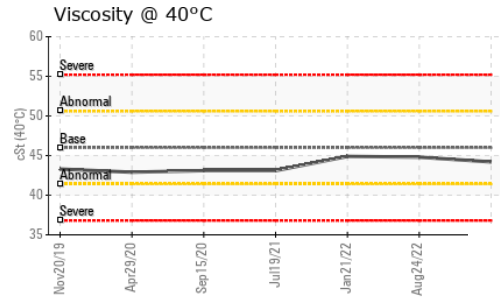
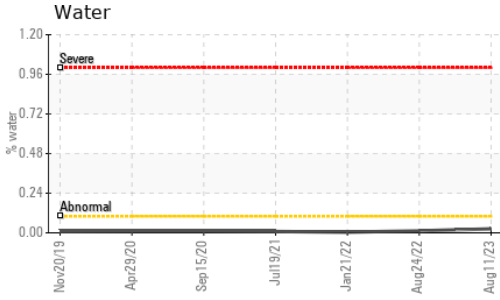
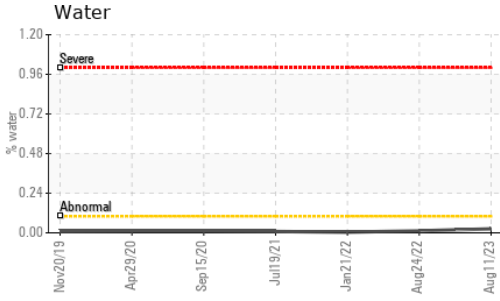
CONTAMINANTS

	method	limit/base	current	history1	history2
Silicon	ppm	ASTM D5185m >20	5	7	5
Sodium	ppm	ASTM D5185m	1	0	<1
Potassium	ppm	ASTM D5185m >20	2	0	0
Water	%	ASTM D6304	0.024	0.012	0.004
ppm Water	ppm	ASTM D6304 >.1	244.9	120.1	49.3

FLUID DEGRADATION

	method	limit/base	current	history1	history2
Acid Number (AN)	mg KOH/g	ASTM D8045	0.41	0.32	0.38

OIL ANALYSIS REPORT




VISUAL	method	limit/base	current	history1	history2
White Metal	scalar	*Visual	NONE	NONE	NONE
Yellow Metal	scalar	*Visual	NONE	NONE	▲ MODER
Precipitate	scalar	*Visual	NONE	NONE	NONE
Silt	scalar	*Visual	NONE	NONE	NONE
Debris	scalar	*Visual	NONE	LIGHT	LIGHT
Sand/Dirt	scalar	*Visual	NONE	NONE	NONE
Appearance	scalar	*Visual	NORML	NORML	NORML
Odor	scalar	*Visual	NORML	NORML	NORML
Emulsified Water	scalar	*Visual	NEG	NEG	NEG
Free Water	scalar	*Visual	NEG	NEG	NEG

FLUID PROPERTIES	method	limit/base	current	history1	history2
Visc @ 40°C	cSt	ASTM D445	46.0	44.2	44.8

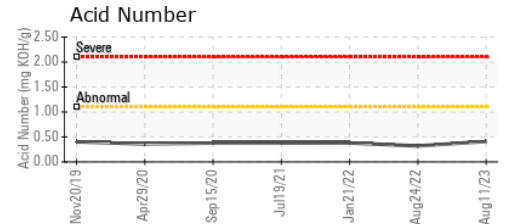
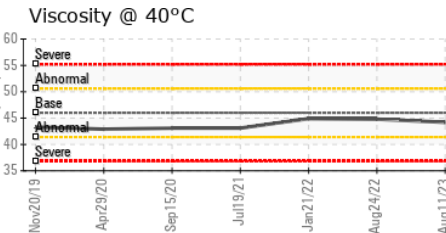
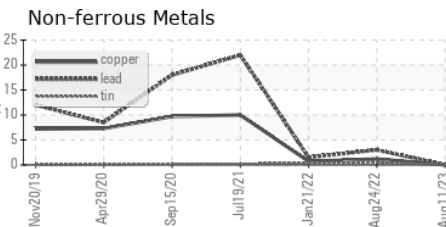
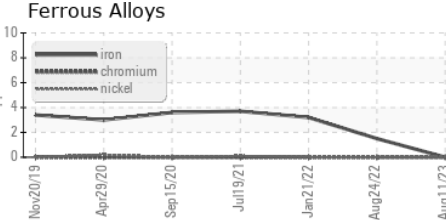
SAMPLE IMAGES	method	limit/base	current	history1	history2
---------------	--------	------------	---------	----------	----------

Color



Bottom

GRAPHS



Certificate L2367

Laboratory : WearCheck USA - 501 Madison Ave., Cary, NC 27513
Sample No. : RP0021879 **Received** : 14 Aug 2023
Lab Number : 05924377 **Diagnosed** : 16 Aug 2023
Unique Number : 10604324 **Diagnostician** : Don Baldrige
Test Package : IND 2

ENERGY TRANSFER - HOPEDALE
 46725 GIACOBBI ROAD
 JEWETT, OH
 US 43986
 Contact: KEN VOLL

To discuss this sample report, contact Customer Service at 1-800-237-1369.

* - Denotes test methods that are outside of the ISO 17025 scope of accreditation.

Statements of conformity to specifications are based on the simple acceptance decision rule (JCGM 106:2012)

T: (330)414-2573

F: