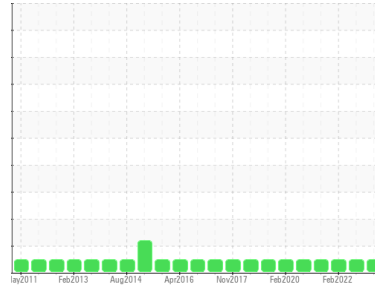




OIL ANALYSIS REPORT

Sample Rating Trend



NORMAL



Machine Id
ALSTOM R037
 Component
Gearbox
 Fluid
TOTAL CARTER SH 220 (3 GAL)

DIAGNOSIS

Recommendation

Resample at the next service interval to monitor.

Wear

All component wear rates are normal.

Contamination

There is no indication of any contamination in the oil.

Fluid Condition

The AN level is acceptable for this fluid. The condition of the oil is suitable for further service.

SAMPLE INFORMATION		method	limit/base	current	history1	history2
Sample Number	Client Info			WC0781690	WC0673372	WC0592315
Sample Date	Client Info			02 Aug 2023	28 Jan 2023	03 Feb 2022
Machine Age	hrs	Client Info		0	0	0
Oil Age	hrs	Client Info		0	0	0
Oil Changed	Client Info			N/A	N/A	Not Changd
Sample Status				NORMAL	NORMAL	NORMAL

WEAR METALS		method	limit/base	current	history1	history2
Iron	ppm	ASTM D5185m	>200	145	144	131
Chromium	ppm	ASTM D5185m	>10	2	3	2
Nickel	ppm	ASTM D5185m	>10	0	0	0
Titanium	ppm	ASTM D5185m		0	0	0
Silver	ppm	ASTM D5185m		0	0	0
Aluminum	ppm	ASTM D5185m	>25	2	2	3
Lead	ppm	ASTM D5185m	>50	2	2	2
Copper	ppm	ASTM D5185m	>200	36	40	40
Tin	ppm	ASTM D5185m	>10	0	<1	<1
Antimony	ppm	ASTM D5185m	>5	---	---	0
Vanadium	ppm	ASTM D5185m		0	0	0
Cadmium	ppm	ASTM D5185m		<1	0	0

ADDITIVES		method	limit/base	current	history1	history2
Boron	ppm	ASTM D5185m		0	0	2
Barium	ppm	ASTM D5185m		0	0	0
Molybdenum	ppm	ASTM D5185m		0	<1	<1
Manganese	ppm	ASTM D5185m		2	2	1
Magnesium	ppm	ASTM D5185m		2	<1	0
Calcium	ppm	ASTM D5185m		0	4	0
Phosphorus	ppm	ASTM D5185m		365	308	375
Zinc	ppm	ASTM D5185m		140	124	110
Sulfur	ppm	ASTM D5185m		3778	3211	2974

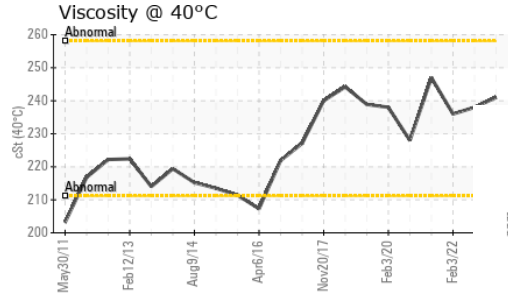
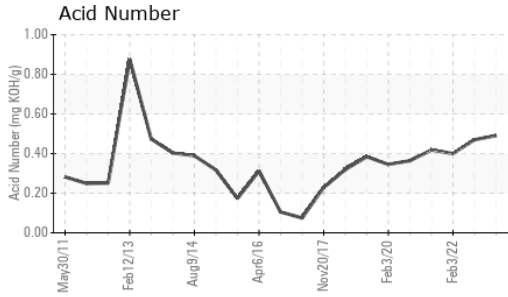
CONTAMINANTS		method	limit/base	current	history1	history2
Silicon	ppm	ASTM D5185m	>50	10	10	10
Sodium	ppm	ASTM D5185m		21	24	32
Potassium	ppm	ASTM D5185m	>20	3	2	0

FLUID DEGRADATION		method	limit/base	current	history1	history2
Acid Number (AN)	mg KOH/g	ASTM D8045		0.49	0.47	0.40

VISUAL		method	limit/base	current	history1	history2
White Metal	scalar	*Visual	NONE	NONE	NONE	NONE
Yellow Metal	scalar	*Visual	NONE	NONE	NONE	NONE
Precipitate	scalar	*Visual	NONE	NONE	NONE	NONE
Silt	scalar	*Visual	NONE	NONE	NONE	NONE
Debris	scalar	*Visual	NONE	NONE	NONE	NONE
Sand/Dirt	scalar	*Visual	NONE	NONE	NONE	NONE
Appearance	scalar	*Visual	NORML	NORML	NORML	NORML
Odor	scalar	*Visual	NORML	NORML	NORML	NORML
Emulsified Water	scalar	*Visual	>0.2	NEG	NEG	NEG
Free Water	scalar	*Visual		NEG	NEG	NEG



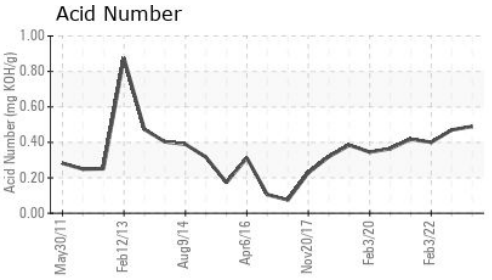
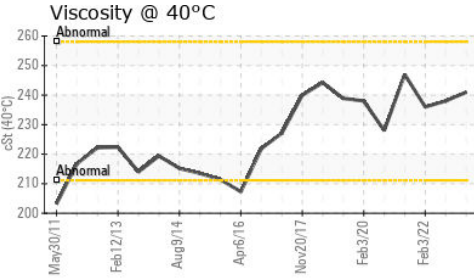
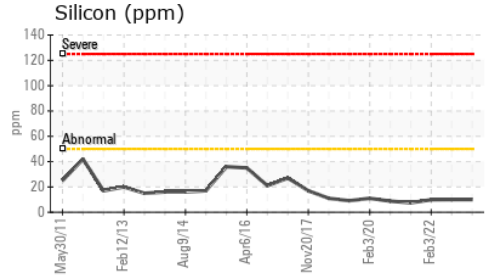
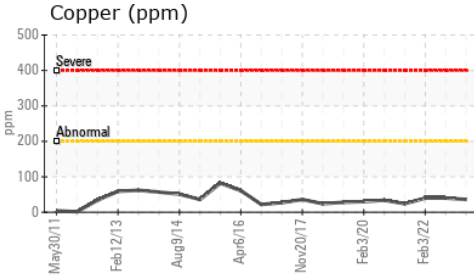
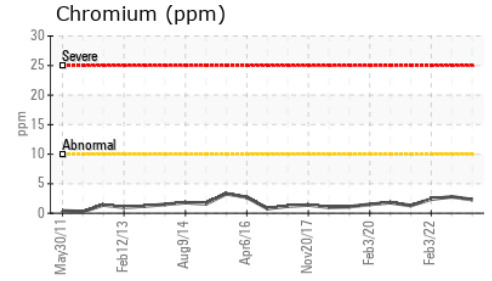
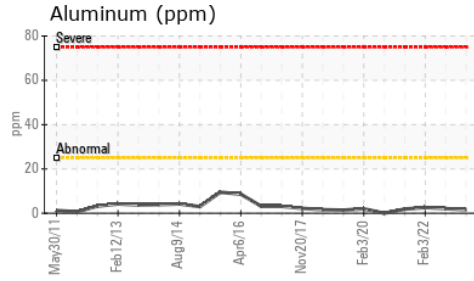
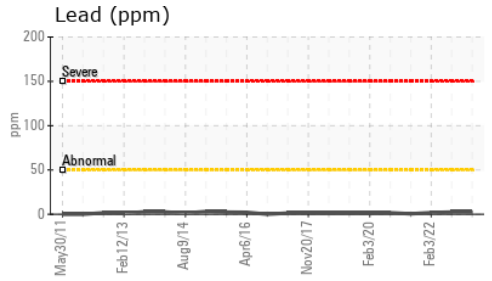
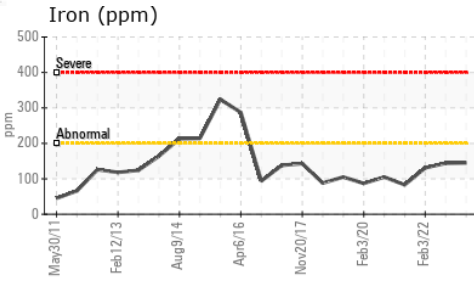
OIL ANALYSIS REPORT



FLUID PROPERTIES	method	limit/base	current	history1	history2
Visc @ 40°C	cSt	ASTM D445	241	238	236

SAMPLE IMAGES	method	limit/base	current	history1	history2
Color			no image	no image	no image
Bottom			no image	no image	no image

GRAPHS



Laboratory : WearCheck USA - 501 Madison Ave., Cary, NC 27513
Sample No. : WC0781690 **Received** : 14 Aug 2023
Lab Number : 05924450 **Diagnosed** : 15 Aug 2023
Unique Number : 10604397 **Diagnostician** : Wes Davis
Test Package : MOB 2

AMTRAK
 1401 W STREET NE, HIGH SPEED RAIL 2ND FLOOR
 WASHINGTON, DC
 US 20018
 Contact: MICHAEL PORTER
 michael.porter@amtrak.com
 T: (202)870-1399
 F:

Certificate L2367
 To discuss this sample report, contact Customer Service at 1-800-237-1369.
 * - Denotes test methods that are outside of the ISO 17025 scope of accreditation.
 Statements of conformity to specifications are based on the simple acceptance decision rule (JCGM 106:2012)