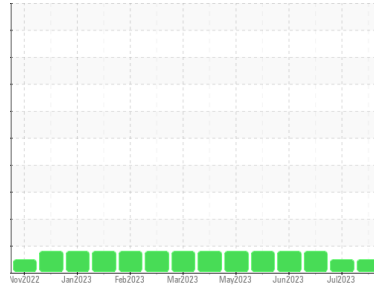




OIL ANALYSIS REPORT

Sample Rating Trend



NORMAL



Machine Id
16K-3A
 Component
Compressor
 Fluid
R&O OIL ISO 100 (--- GAL)

DIAGNOSIS

Recommendation

Resample at the next service interval to monitor.

Wear

All component wear rates are normal.

Contamination

There is no indication of any contamination in the oil.

Fluid Condition

The AN level is acceptable for this fluid. The condition of the oil is suitable for further service.

SAMPLE INFORMATION		method	limit/base	current	history1	history2
Sample Number	Client Info			HPL0003239	HPL0003235	HPL0003471
Sample Date	Client Info			01 Aug 2023	13 Jul 2023	03 Jul 2023
Machine Age	hrs	Client Info		0	0	0
Oil Age	hrs	Client Info		0	0	0
Oil Changed	Client Info			N/A	N/A	N/A
Sample Status				NORMAL	NORMAL	MARGINAL

WEAR METALS		method	limit/base	current	history1	history2
Iron	ppm	ASTM D5185m	>50	38	40	43
Chromium	ppm	ASTM D5185m	>10	0	0	0
Nickel	ppm	ASTM D5185m		0	0	0
Titanium	ppm	ASTM D5185m		0	0	0
Silver	ppm	ASTM D5185m		0	0	0
Aluminum	ppm	ASTM D5185m	>25	<1	2	0
Lead	ppm	ASTM D5185m	>25	<1	<1	<1
Copper	ppm	ASTM D5185m	>50	17	16	17
Tin	ppm	ASTM D5185m	>15	16	17	▲ 19
Vanadium	ppm	ASTM D5185m		0	0	0
Cadmium	ppm	ASTM D5185m		<1	0	<1

ADDITIVES		method	limit/base	current	history1	history2
Boron	ppm	ASTM D5185m	5	0	0	0
Barium	ppm	ASTM D5185m	5	0	0	0
Molybdenum	ppm	ASTM D5185m	5	0	0	0
Manganese	ppm	ASTM D5185m		<1	<1	1
Magnesium	ppm	ASTM D5185m	5	2	<1	0
Calcium	ppm	ASTM D5185m	5	2	6	8
Phosphorus	ppm	ASTM D5185m	100	206	189	206
Zinc	ppm	ASTM D5185m	25	3	4	0
Sulfur	ppm	ASTM D5185m	1500	19131	17085	19284

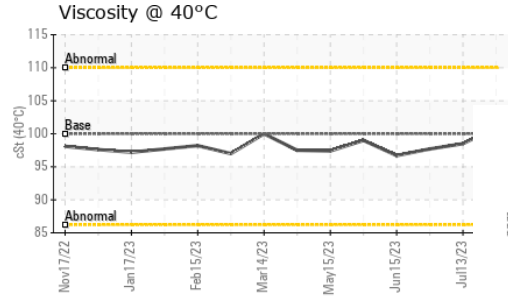
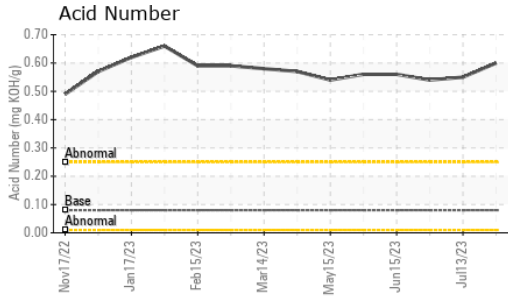
CONTAMINANTS		method	limit/base	current	history1	history2
Silicon	ppm	ASTM D5185m	>25	6	8	6
Sodium	ppm	ASTM D5185m		1	0	<1
Potassium	ppm	ASTM D5185m	>20	2	<1	2

FLUID DEGRADATION		method	limit/base	current	history1	history2
Acid Number (AN)	mg KOH/g	ASTM D8045	0.08	0.60	0.55	0.54

VISUAL		method	limit/base	current	history1	history2
White Metal	scalar	*Visual	NONE	NONE	NONE	NONE
Yellow Metal	scalar	*Visual	NONE	NONE	NONE	NONE
Precipitate	scalar	*Visual	NONE	NONE	NONE	NONE
Silt	scalar	*Visual	NONE	NONE	NONE	NONE
Debris	scalar	*Visual	NONE	NONE	NONE	NONE
Sand/Dirt	scalar	*Visual	NONE	NONE	NONE	NONE
Appearance	scalar	*Visual	NORML	NORML	NORML	NORML
Odor	scalar	*Visual	NORML	NORML	NORML	NORML
Emulsified Water	scalar	*Visual	>0.1	NEG	NEG	NEG
Free Water	scalar	*Visual		NEG	NEG	NEG



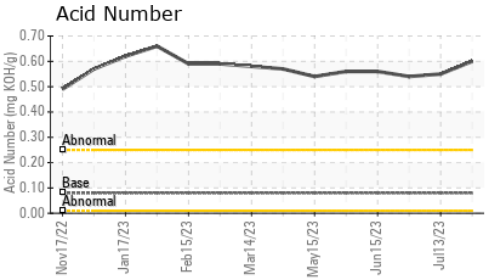
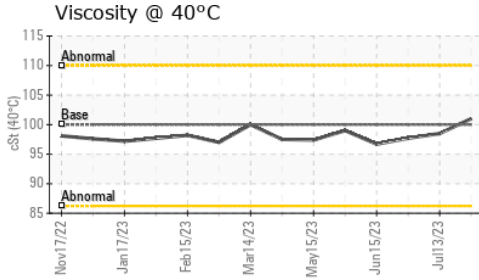
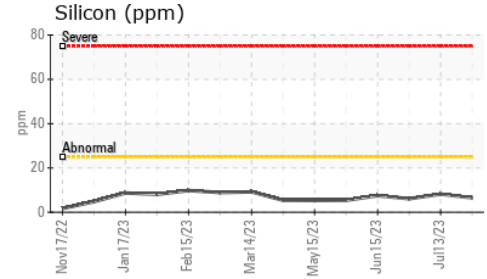
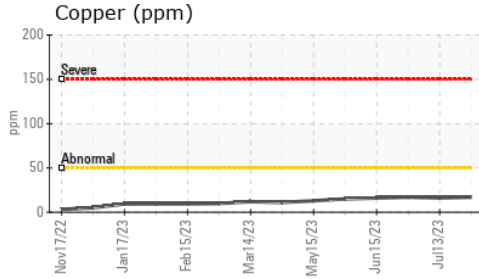
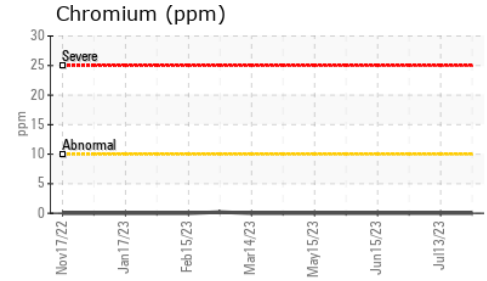
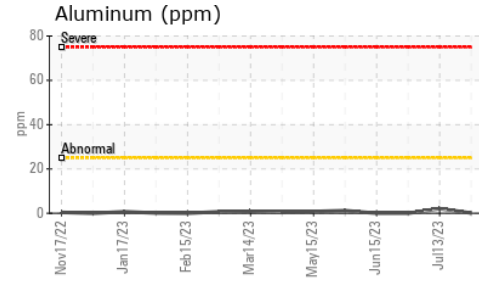
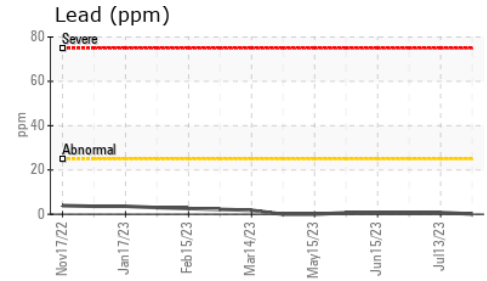
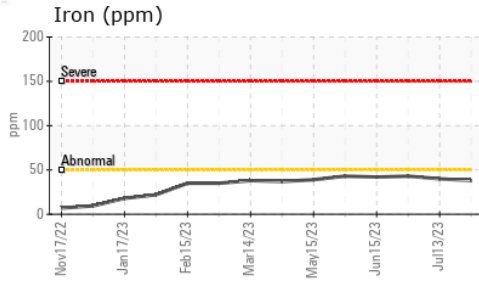
OIL ANALYSIS REPORT



FLUID PROPERTIES		method	limit/base	current	history1	history2
Visc @ 40°C	cSt	ASTM D445	100	101	98.5	97.7

SAMPLE IMAGES		method	limit/base	current	history1	history2
Color				no image	no image	no image
Bottom				no image	no image	no image

GRAPHS



Certificate L2367

Laboratory : WearCheck USA - 501 Madison Ave., Cary, NC 27513
Sample No. : HPL0003239 **Received** : 14 Aug 2023
Lab Number : 05924458 **Diagnosed** : 16 Aug 2023
Unique Number : 10604405 **Diagnostician** : Jonathan Hester
Test Package : MOB 2

MARATHON PETROLEUM CO.
 IL. REFINING DIVISION, 400 S MARATHON AVE
 ROBINSON, IL
 US 62454
 Contact: M.S. MANHART
 mmanhart@marathonpetroleum.com
 T: (618)544-2121
 F: x:

To discuss this sample report, contact Customer Service at 1-800-237-1369.
 * - Denotes test methods that are outside of the ISO 17025 scope of accreditation.
 Statements of conformity to specifications are based on the simple acceptance decision rule (JCGM 106:2012)