



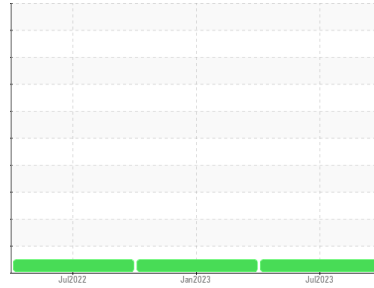
OIL ANALYSIS REPORT

Sample Rating Trend

NORMAL



Area
[603803563 SDR]
 Machine Id
CRMB TRASH CONDINSATE (S/N 20059135)
 Component
Gearbox
 Fluid
GEAR OIL ISO 220 (--- GAL)



DIAGNOSIS

Recommendation

Resample at the next service interval to monitor.

Wear

All component wear rates are normal.

Contamination

There is no indication of any contamination in the oil.

Fluid Condition

The AN level is acceptable for this fluid. The condition of the oil is suitable for further service.

| SAMPLE INFORMATION | | method | limit/base | current | history1 | history2 |
|--------------------|-----------------|--------|------------|--------------------|-------------|-------------|
| Sample Number | Client Info | | | WC0605534 | WC0605190 | WC0605216 |
| Sample Date | Client Info | | | 22 Jul 2023 | 21 Jan 2023 | 30 Jul 2022 |
| Machine Age | hrs Client Info | | | 0 | 0 | 0 |
| Oil Age | hrs Client Info | | | 0 | 0 | 0 |
| Oil Changed | Client Info | | | Changed | Changed | Changed |
| Sample Status | | | | NORMAL | NORMAL | NORMAL |

| WEAR METALS | | method | limit/base | current | history1 | history2 |
|-------------|-----|-------------|------------|--------------|----------|----------|
| Iron | ppm | ASTM D5185m | >200 | 0 | 2 | 6 |
| Chromium | ppm | ASTM D5185m | >15 | 0 | 0 | 0 |
| Nickel | ppm | ASTM D5185m | >15 | 0 | <1 | 0 |
| Titanium | ppm | ASTM D5185m | | 0 | 0 | 0 |
| Silver | ppm | ASTM D5185m | | 0 | 0 | 0 |
| Aluminum | ppm | ASTM D5185m | >25 | <1 | 2 | 1 |
| Lead | ppm | ASTM D5185m | >100 | 0 | <1 | 0 |
| Copper | ppm | ASTM D5185m | >200 | 0 | <1 | <1 |
| Tin | ppm | ASTM D5185m | >25 | 0 | 0 | 0 |
| Vanadium | ppm | ASTM D5185m | | 0 | 0 | 0 |
| Cadmium | ppm | ASTM D5185m | | 0 | 0 | 0 |

| ADDITIVES | | method | limit/base | current | history1 | history2 |
|------------|-----|-------------|------------|-------------|----------|----------|
| Boron | ppm | ASTM D5185m | 50 | 0 | 0 | 0 |
| Barium | ppm | ASTM D5185m | 15 | 0 | 0 | 0 |
| Molybdenum | ppm | ASTM D5185m | 15 | 0 | 0 | 0 |
| Manganese | ppm | ASTM D5185m | | 0 | 0 | 0 |
| Magnesium | ppm | ASTM D5185m | 50 | 0 | <1 | <1 |
| Calcium | ppm | ASTM D5185m | 50 | 0 | 2 | <1 |
| Phosphorus | ppm | ASTM D5185m | 350 | 204 | 220 | 221 |
| Zinc | ppm | ASTM D5185m | 100 | 0 | 44 | 47 |
| Sulfur | ppm | ASTM D5185m | 12500 | 2285 | 2325 | 1860 |

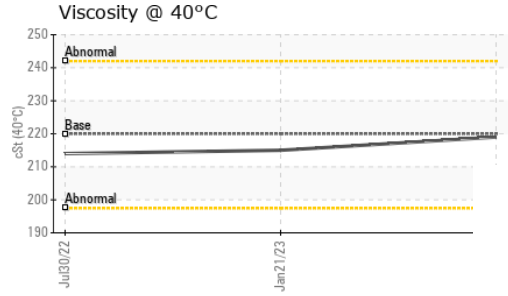
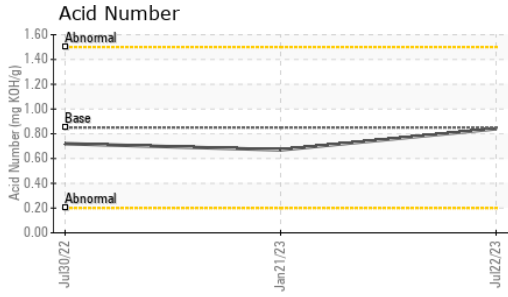
| CONTAMINANTS | | method | limit/base | current | history1 | history2 |
|--------------|-----|-------------|------------|----------|----------|----------|
| Silicon | ppm | ASTM D5185m | >50 | 2 | 1 | 1 |
| Sodium | ppm | ASTM D5185m | | 0 | 0 | 0 |
| Potassium | ppm | ASTM D5185m | >20 | 3 | <1 | 0 |

| FLUID DEGRADATION | | method | limit/base | current | history1 | history2 |
|-------------------|----------|------------|------------|-------------|----------|----------|
| Acid Number (AN) | mg KOH/g | ASTM D8045 | 0.85 | 0.84 | 0.67 | 0.72 |

| VISUAL | | method | limit/base | current | history1 | history2 |
|------------------|--------|---------|------------|--------------|----------|----------|
| White Metal | scalar | *Visual | NONE | NONE | NONE | NONE |
| Yellow Metal | scalar | *Visual | NONE | NONE | NONE | NONE |
| Precipitate | scalar | *Visual | NONE | NONE | NONE | NONE |
| Silt | scalar | *Visual | NONE | NONE | NONE | NONE |
| Debris | scalar | *Visual | NONE | NONE | NONE | NONE |
| Sand/Dirt | scalar | *Visual | NONE | NONE | NONE | NONE |
| Appearance | scalar | *Visual | NORML | NORML | NORML | NORML |
| Odor | scalar | *Visual | NORML | NORML | NORML | NORML |
| Emulsified Water | scalar | *Visual | >0.2 | NEG | NEG | NEG |
| Free Water | scalar | *Visual | | NEG | NEG | NEG |




OIL ANALYSIS REPORT

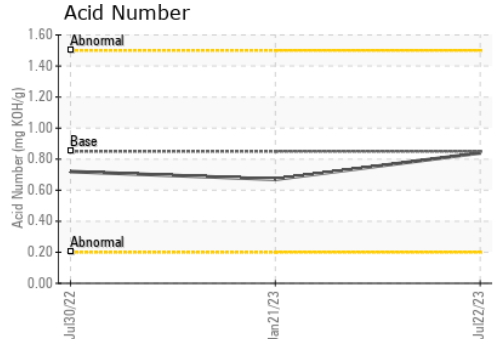
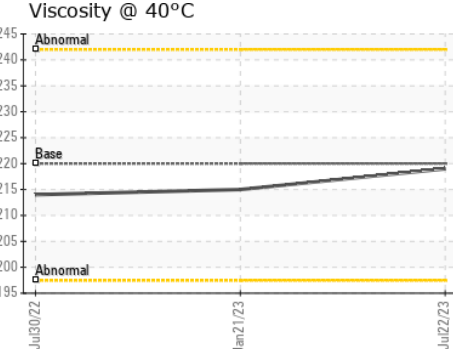
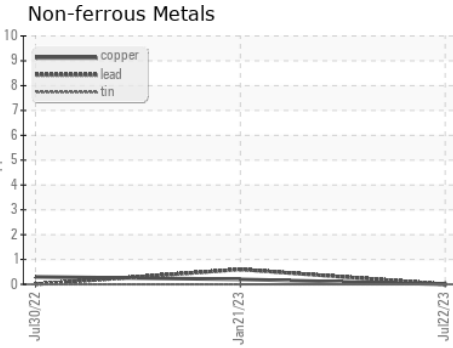
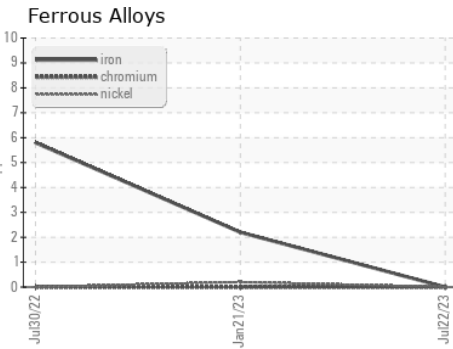


| FLUID PROPERTIES | | method | limit/base | current | history1 | history2 |
|------------------|-----|-----------|------------|------------|----------|----------|
| Visc @ 40°C | cSt | ASTM D445 | 220 | 219 | 215 | 214 |

| SAMPLE IMAGES | | method | limit/base | current | history1 | history2 |
|---------------|--|--------|------------|---------|----------|----------|
|---------------|--|--------|------------|---------|----------|----------|



GRAPHS



Certificate L2367

Laboratory : WearCheck USA - 501 Madison Ave., Cary, NC 27513
Sample No. : WC0605534 **Received** : 15 Aug 2023
Lab Number : 05924968 **Diagnosed** : 16 Aug 2023
Unique Number : 10604915 **Diagnostician** : Don Baldrige
Test Package : IND 2

MARS CHOCOLATE
 2019 NORTH OAK PARK
 CHICAGO, IL
 US 60707
 Contact: TONY FIORE
 tony.fiore@effem.com
 T: (773)745-2279
 F:

To discuss this sample report, contact Customer Service at 1-800-237-1369.
 * - Denotes test methods that are outside of the ISO 17025 scope of accreditation.
 Statements of conformity to specifications are based on the simple acceptance decision rule (JCGM 106:2012)