



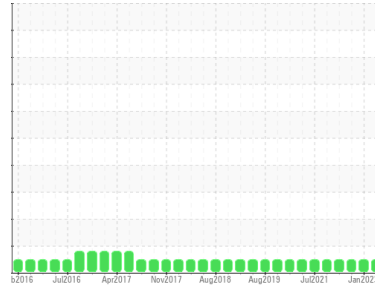
OIL ANALYSIS REPORT

Sample Rating Trend

NORMAL



Machine Id
CATERPILLAR D6T 8156 (S/N HTZ00468)
 Component
Transmission (Manual)
 Fluid
TDTO FLUID SAE 30 (--- QTS)



DIAGNOSIS

Recommendation

Resample at the next service interval to monitor.

Wear

All component wear rates are normal.

Contamination

There is no indication of any contamination in the oil.

Fluid Condition

The condition of the oil is acceptable for the time in service.

SAMPLE INFORMATION

	method	limit/base	current	history1	history2
Sample Number	Client Info		WC0837064	WC0775852	WC0734361
Sample Date	Client Info		09 Aug 2023	16 Jan 2023	23 Sep 2022
Machine Age	hrs	Client Info	15393	14825	14517
Oil Age	hrs	Client Info	518	943	585
Oil Changed	Client Info		Not Chngd	Changed	Not Chngd
Sample Status			NORMAL	NORMAL	NORMAL

WEAR METALS

	method	limit/base	current	history1	history2
Iron	ppm	ASTM D5185m >200	4	7	10
Chromium	ppm	ASTM D5185m >5	0	<1	<1
Nickel	ppm	ASTM D5185m >5	0	<1	0
Titanium	ppm	ASTM D5185m	<1	<1	0
Silver	ppm	ASTM D5185m >7	0	0	0
Aluminum	ppm	ASTM D5185m >25	1	1	2
Lead	ppm	ASTM D5185m >45	<1	<1	0
Copper	ppm	ASTM D5185m >225	4	5	12
Tin	ppm	ASTM D5185m >10	0	<1	0
Vanadium	ppm	ASTM D5185m	0	0	0
Cadmium	ppm	ASTM D5185m	0	0	0

ADDITIVES

	method	limit/base	current	history1	history2
Boron	ppm	ASTM D5185m 37	4	8	0
Barium	ppm	ASTM D5185m 7	<1	0	0
Molybdenum	ppm	ASTM D5185m 5	3	2	4
Manganese	ppm	ASTM D5185m	<1	<1	<1
Magnesium	ppm	ASTM D5185m 40	53	36	34
Calcium	ppm	ASTM D5185m 2650	3325	3285	3115
Phosphorus	ppm	ASTM D5185m 1050	942	1007	1017
Zinc	ppm	ASTM D5185m 1075	1140	1241	1164
Sulfur	ppm	ASTM D5185m 5750	4354	5952	6176

CONTAMINANTS

	method	limit/base	current	history1	history2
Silicon	ppm	ASTM D5185m >125	7	6	4
Sodium	ppm	ASTM D5185m	0	2	0
Potassium	ppm	ASTM D5185m >20	1	0	0

VISUAL

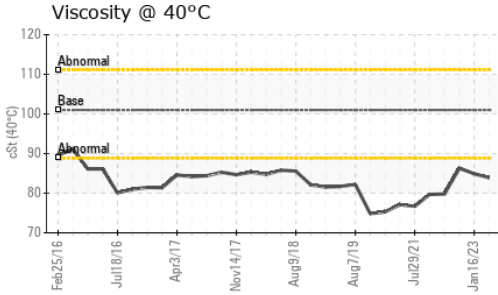
	method	limit/base	current	history1	history2
White Metal	scalar	*Visual NONE	NONE	NONE	NONE
Yellow Metal	scalar	*Visual NONE	NONE	NONE	NONE
Precipitate	scalar	*Visual NONE	NONE	NONE	NONE
Silt	scalar	*Visual NONE	NONE	NONE	NONE
Debris	scalar	*Visual NONE	NONE	NONE	NONE
Sand/Dirt	scalar	*Visual NONE	NONE	NONE	NONE
Appearance	scalar	*Visual NORML	NORML	NORML	NORML
Odor	scalar	*Visual NORML	NORML	NORML	NORML
Emulsified Water	scalar	*Visual >0.1	NEG	NEG	NEG
Free Water	scalar	*Visual	NEG	NEG	NEG

FLUID PROPERTIES

	method	limit/base	current	history1	history2
Visc @ 40°C	cSt	ASTM D445 101	83.9	84.9	86.3

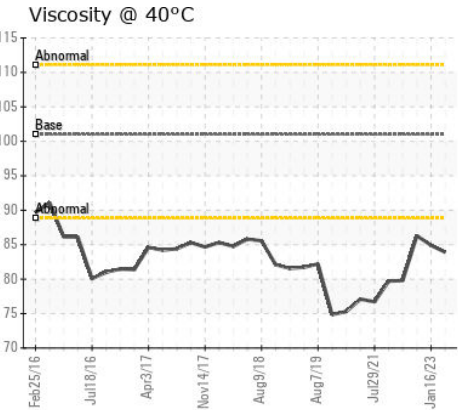
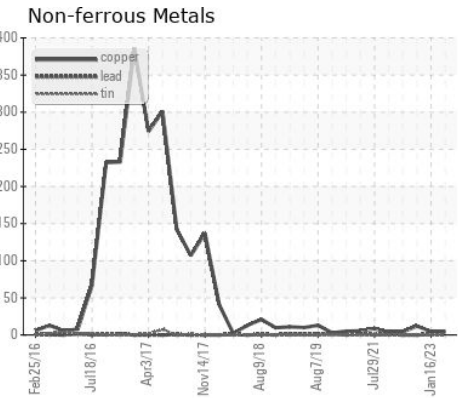
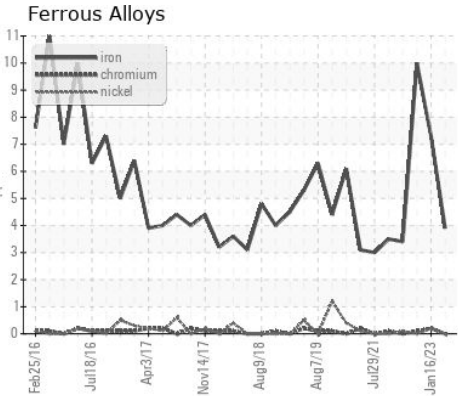


OIL ANALYSIS REPORT



SAMPLE IMAGES	method	limit/base	current	history1	history2
Color			no image	no image	no image
Bottom			no image	no image	no image

GRAPHS



Certificate L2367

Laboratory : WearCheck USA - 501 Madison Ave., Cary, NC 27513
Sample No. : WC0837064
Lab Number : 05925692
Unique Number : 10605639
Test Package : CONST

TRADER CONSTRUCTION CO.
 PO DRAWER 1578
 NEW BERN, NC
 US 28563
 Contact: MIKE WYATT
 mw Wyatt@traderconstruction.com
 T: (252)633-1399
 F: (252)638-4871

To discuss this sample report, contact Customer Service at 1-800-237-1369.

* - Denotes test methods that are outside of the ISO 17025 scope of accreditation.

Statements of conformity to specifications are based on the simple acceptance decision rule (JCGM 106:2012)