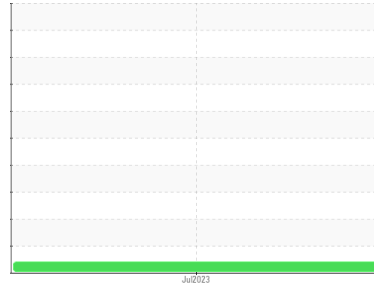




OIL ANALYSIS REPORT

Sample Rating Trend



VIS DEBRIS



Area
TSI
 Machine Id
12852
 Component
Rear Differential
 Fluid
NOT GIVEN (--- GAL)

DIAGNOSIS

▲ Recommendation

We recommend you service the filters on this component. Resample at the next service interval to monitor. We were unable to perform a particle count due to a high concentration of particles present in this sample.

Wear

All component wear rates are normal.

▲ Contamination

Moderate concentration of visible dirt/debris present in the oil.

Fluid Condition

The AN level is acceptable for this fluid. The condition of the oil is suitable for further service.

SAMPLE INFORMATION

	method	limit/base	current	history1	history2
Sample Number	Client Info		WC0843270	---	---
Sample Date	Client Info		19 Jul 2023	---	---
Machine Age	mls	Client Info	48788	---	---
Oil Age	mls	Client Info	0	---	---
Oil Changed	Client Info		N/A	---	---
Sample Status			ABNORMAL	---	---

WEAR METALS

	method	limit/base	current	history1	history2
Iron	ppm	ASTM D5185m >500	102	---	---
Chromium	ppm	ASTM D5185m >10	<1	---	---
Nickel	ppm	ASTM D5185m >10	<1	---	---
Titanium	ppm	ASTM D5185m	<1	---	---
Silver	ppm	ASTM D5185m	0	---	---
Aluminum	ppm	ASTM D5185m >25	0	---	---
Lead	ppm	ASTM D5185m >25	0	---	---
Copper	ppm	ASTM D5185m >100	<1	---	---
Tin	ppm	ASTM D5185m >10	<1	---	---
Vanadium	ppm	ASTM D5185m	<1	---	---
Cadmium	ppm	ASTM D5185m	<1	---	---

ADDITIVES

	method	limit/base	current	history1	history2
Boron	ppm	ASTM D5185m	231	---	---
Barium	ppm	ASTM D5185m	0	---	---
Molybdenum	ppm	ASTM D5185m	0	---	---
Manganese	ppm	ASTM D5185m	9	---	---
Magnesium	ppm	ASTM D5185m	5	---	---
Calcium	ppm	ASTM D5185m	5	---	---
Phosphorus	ppm	ASTM D5185m	1509	---	---
Zinc	ppm	ASTM D5185m	10	---	---
Sulfur	ppm	ASTM D5185m	25056	---	---

CONTAMINANTS

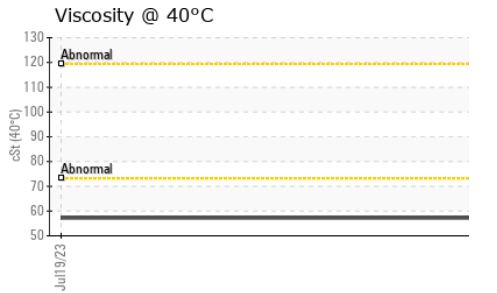


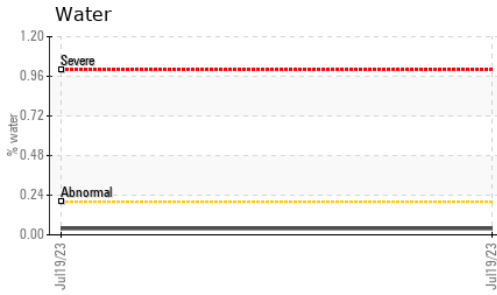
	method	limit/base	current	history1	history2
Silicon	ppm	ASTM D5185m >75	10	---	---
Sodium	ppm	ASTM D5185m	6	---	---
Potassium	ppm	ASTM D5185m >20	3	---	---
Water	%	ASTM D6304 >.2	0.038	---	---
ppm Water	ppm	ASTM D6304 >2000	385.0	---	---

FLUID DEGRADATION

	method	limit/base	current	history1	history2
Acid Number (AN)	mg KOH/g	ASTM D8045	2.25	---	---



OIL ANALYSIS REPORT




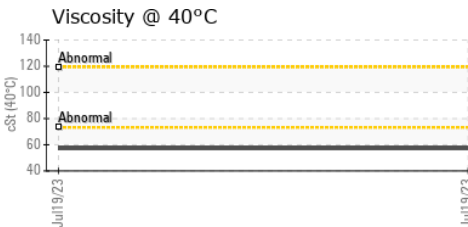
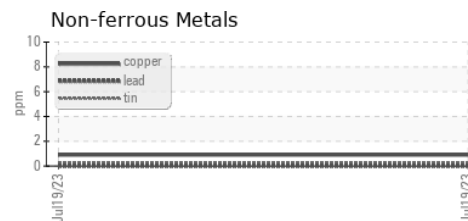
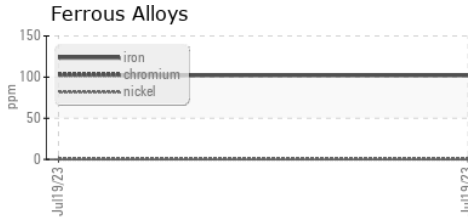
VISUAL	method	limit/base	current	history1	history2
White Metal	scalar	*Visual	NONE	NONE	---
Yellow Metal	scalar	*Visual	NONE	NONE	---
Precipitate	scalar	*Visual	NONE	NONE	---
Silt	scalar	*Visual	NONE	NONE	---
Debris	scalar	*Visual	NONE	▲ MODER	---
Sand/Dirt	scalar	*Visual	NONE	NONE	---
Appearance	scalar	*Visual	NORML	NORML	---
Odor	scalar	*Visual	NORML	NORML	---
Emulsified Water	scalar	*Visual	>.2	NEG	---
Free Water	scalar	*Visual		NEG	---

FLUID PROPERTIES	method	limit/base	current	history1	history2
Visc @ 40°C	cSt	ASTM D445	57.2	---	---
Visc @ 100°C	cSt	ASTM D445	10.4	---	---
Viscosity Index (VI)	Scale	ASTM D2270	173	---	---

SAMPLE IMAGES

	method	limit/base	current	history1	history2
Color				no image	no image
Bottom				no image	no image

GRAPHS



Certificate L2367

Laboratory : WearCheck USA - 501 Madison Ave., Cary, NC 27513
 Sample No. : WC0843270 Received : 16 Aug 2023
 Lab Number : 05926712 Diagnosed : 18 Aug 2023
 Unique Number : 10606659 Diagnostician : Jonathan Hester
 Test Package : MOB 2 (Additional Tests: KF, KV100, PrtCount, VI)

BASF - GIANNA CREDAROLI
 500 WHITE PLAINS RD
 TARRYTOWN, NY
 US 10591
 Contact: GIANNA CREDAROLI
 gianna.credaroli@basf.com

To discuss this sample report, contact Customer Service at 1-800-237-1369.

* - Denotes test methods that are outside of the ISO 17025 scope of accreditation.

Statements of conformity to specifications are based on the simple acceptance decision rule (JCGM 106:2012)

T:
F: