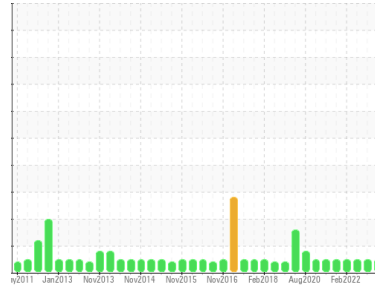




# OIL ANALYSIS REPORT

Sample Rating Trend



**NORMAL**



Machine Id  
**FRICK 0151TFMNLHAC03**

Component  
**Refrigeration Compressor**  
Fluid  
**USPI 1009-68 SC (36 GAL)**

## DIAGNOSIS

### Recommendation

Resample at the next service interval to monitor.

### Wear

All component wear rates are normal.

### Contamination

There is no indication of any contamination in the oil. The amount and size of particulates present in the system are acceptable.

### Fluid Condition

The AN level is acceptable for this fluid. The condition of the oil is suitable for further service.

## SAMPLE INFORMATION

|               | method      | limit/base  | current            | history1    | history2    |
|---------------|-------------|-------------|--------------------|-------------|-------------|
| Sample Number | Client Info |             | <b>USP246495</b>   | USP241783   | USP230968   |
| Sample Date   | Client Info |             | <b>14 Aug 2023</b> | 03 Feb 2023 | 08 Aug 2022 |
| Machine Age   | hrs         | Client Info | <b>29434</b>       | 27048       | 24608       |
| Oil Age       | hrs         | Client Info | <b>0</b>           | 0           | 24608       |
| Oil Changed   | Client Info |             | <b>N/A</b>         | N/A         | Not Changd  |
| Sample Status |             |             | <b>NORMAL</b>      | NORMAL      | NORMAL      |

## WEAR METALS

|          | method | limit/base     | current      | history1 | history2 |
|----------|--------|----------------|--------------|----------|----------|
| Iron     | ppm    | ASTM D5185m >8 | <b>0</b>     | 0        | 0        |
| Chromium | ppm    | ASTM D5185m >2 | <b>0</b>     | 0        | 0        |
| Nickel   | ppm    | ASTM D5185m    | <b>0</b>     | 0        | 0        |
| Titanium | ppm    | ASTM D5185m    | <b>0</b>     | 0        | 0        |
| Silver   | ppm    | ASTM D5185m >2 | <b>0</b>     | 0        | 0        |
| Aluminum | ppm    | ASTM D5185m >3 | <b>0</b>     | 0        | 0        |
| Lead     | ppm    | ASTM D5185m >2 | <b>0</b>     | 0        | 0        |
| Copper   | ppm    | ASTM D5185m >8 | <b>0</b>     | 0        | 0        |
| Tin      | ppm    | ASTM D5185m >4 | <b>0</b>     | 0        | 0        |
| Antimony | ppm    | ASTM D5185m    | <b>---</b>   | ---      | ---      |
| Vanadium | ppm    | ASTM D5185m    | <b>&lt;1</b> | 0        | 0        |
| Cadmium  | ppm    | ASTM D5185m    | <b>0</b>     | 0        | 0        |

## ADDITIVES

|            | method | limit/base     | current  | history1 | history2 |
|------------|--------|----------------|----------|----------|----------|
| Boron      | ppm    | ASTM D5185m    | <b>0</b> | 0        | 0        |
| Barium     | ppm    | ASTM D5185m    | <b>0</b> | 0        | 0        |
| Molybdenum | ppm    | ASTM D5185m    | <b>0</b> | 0        | 0        |
| Manganese  | ppm    | ASTM D5185m    | <b>0</b> | 0        | 0        |
| Magnesium  | ppm    | ASTM D5185m    | <b>0</b> | <1       | 0        |
| Calcium    | ppm    | ASTM D5185m    | <b>0</b> | 0        | <1       |
| Phosphorus | ppm    | ASTM D5185m    | <b>0</b> | 0        | <1       |
| Zinc       | ppm    | ASTM D5185m    | <b>0</b> | 0        | 0        |
| Sulfur     | ppm    | ASTM D5185m 50 | <b>0</b> | 4        | 2        |

## CONTAMINANTS

|           | method | limit/base       | current      | history1 | history2 |
|-----------|--------|------------------|--------------|----------|----------|
| Silicon   | ppm    | ASTM D5185m >15  | <b>0</b>     | <1       | 0        |
| Sodium    | ppm    | ASTM D5185m      | <b>0</b>     | 0        | <1       |
| Potassium | ppm    | ASTM D5185m >20  | <b>&lt;1</b> | <1       | 0        |
| Water     | %      | ASTM D6304 >0.01 | <b>0.006</b> | 0.003    | 0.008    |
| ppm Water | ppm    | ASTM D6304 >100  | <b>61.8</b>  | 37.4     | 84.4     |

## FLUID CLEANLINESS

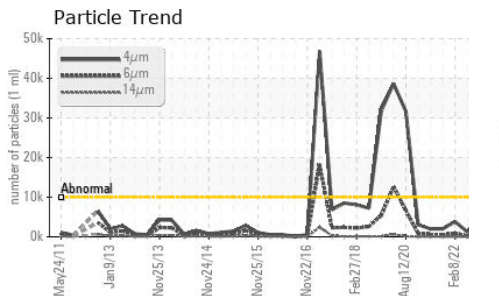
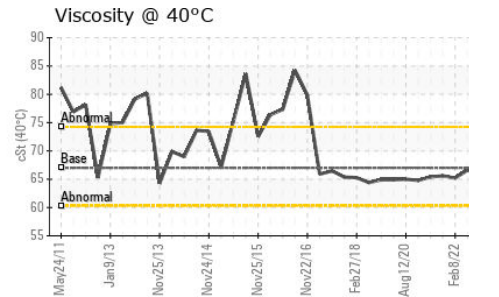
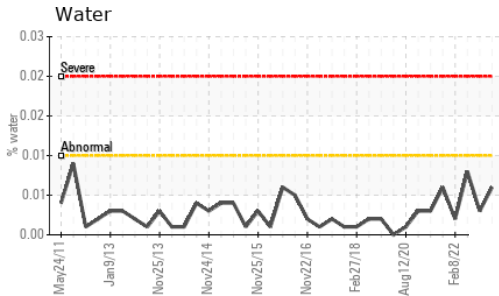
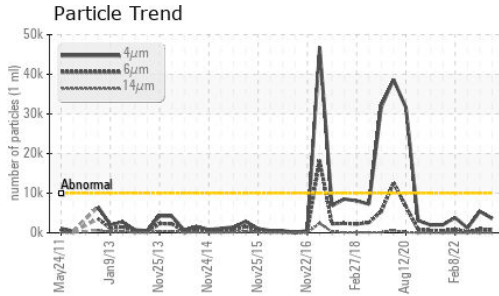
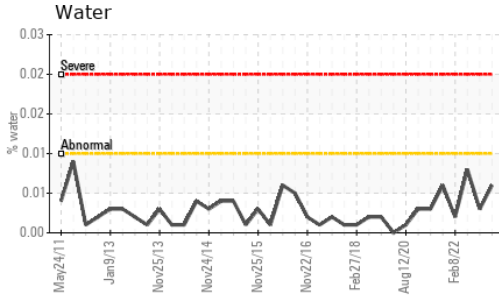
|                 | method       | limit/base | current         | history1 | history2 |
|-----------------|--------------|------------|-----------------|----------|----------|
| Particles >4µm  | ASTM D7647   | >10000     | <b>3619</b>     | 5393     | 1189     |
| Particles >6µm  | ASTM D7647   | >2500      | <b>844</b>      | 896      | 188      |
| Particles >14µm | ASTM D7647   | >320       | <b>55</b>       | 14       | 7        |
| Particles >21µm | ASTM D7647   | >80        | <b>13</b>       | 4        | 3        |
| Particles >38µm | ASTM D7647   | >20        | <b>0</b>        | 0        | 0        |
| Particles >71µm | ASTM D7647   | >4         | <b>0</b>        | 0        | 0        |
| Oil Cleanliness | ISO 4406 (c) | >20/18/15  | <b>19/17/13</b> | 20/17/11 | 17/15/10 |

## FLUID DEGRADATION

|                  | method   | limit/base      | current      | history1 | history2 |
|------------------|----------|-----------------|--------------|----------|----------|
| Acid Number (AN) | mg KOH/g | ASTM D974 0.005 | <b>0.014</b> | 0.015    | 0.015    |




# OIL ANALYSIS REPORT



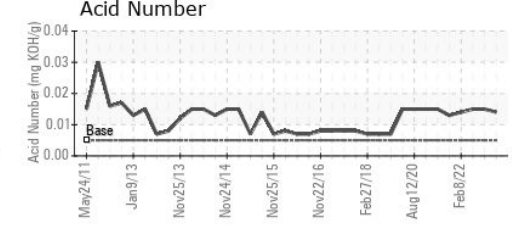
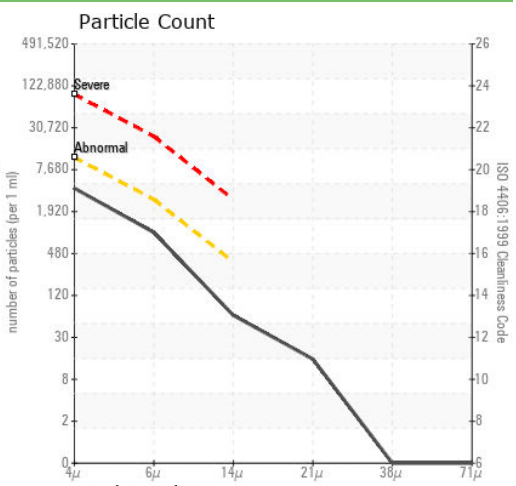
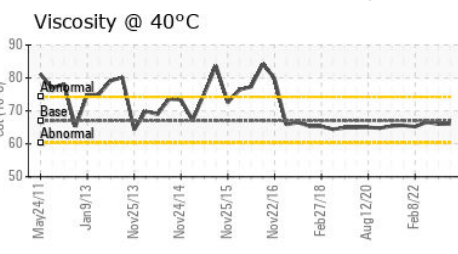
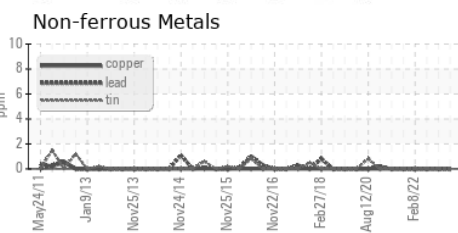
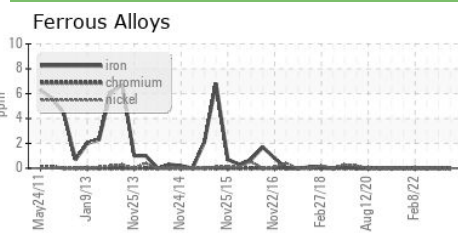
| VISUAL           | method | limit/base | current | history1 | history2 |
|------------------|--------|------------|---------|----------|----------|
| White Metal      | scalar | *Visual    | NONE    | NONE     | NONE     |
| Yellow Metal     | scalar | *Visual    | NONE    | NONE     | NONE     |
| Precipitate      | scalar | *Visual    | NONE    | NONE     | NONE     |
| Silt             | scalar | *Visual    | NONE    | NONE     | NONE     |
| Debris           | scalar | *Visual    | NONE    | NONE     | NONE     |
| Sand/Dirt        | scalar | *Visual    | NONE    | NONE     | NONE     |
| Appearance       | scalar | *Visual    | NORML   | NORML    | NORML    |
| Odor             | scalar | *Visual    | NORML   | NORML    | NORML    |
| Emulsified Water | scalar | *Visual    | >0.01   | NEG      | NEG      |
| Free Water       | scalar | *Visual    |         | NEG      | NEG      |

| FLUID PROPERTIES | method | limit/base | current | history1 | history2 |
|------------------|--------|------------|---------|----------|----------|
| Visc @ 40°C      | cSt    | ASTM D445  | 67      | 66.0     | 66.6     |

| SAMPLE IMAGES | method | limit/base | current | history1 | history2 |
|---------------|--------|------------|---------|----------|----------|
|---------------|--------|------------|---------|----------|----------|



## GRAPHS



**Laboratory** : WearCheck USA - 501 Madison Ave., Cary, NC 27513  
**Sample No.** : USP246495 **Received** : 17 Aug 2023  
**Lab Number** : 05927893 **Diagnosed** : 18 Aug 2023  
**Unique Number** : 10607840 **Diagnostician** : Doug Bogart  
**Test Package** : IND 2

**DOT FOODS**  
 200 MONARCH DR  
 LIVERPOOL, NY  
 US 13088  
 Contact: SAM SURACE  
 ssurace@dotfoods.com  
 T: (315)457-4911  
 F: (315)457-9187

Certificate L2367  
 To discuss this sample report, contact Customer Service at 1-800-237-1369.  
 \* - Denotes test methods that are outside of the ISO 17025 scope of accreditation.  
 Statements of conformity to specifications are based on the simple acceptance decision rule (JCGM 106:2012)