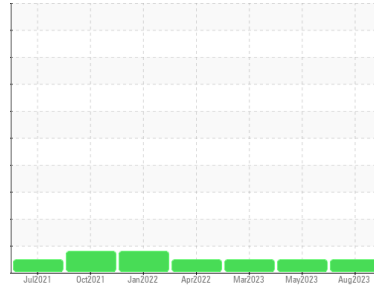




OIL ANALYSIS REPORT

Sample Rating Trend



NORMAL



Machine Id
HS-1 (S/N 09302-004-1-01-12)

Component
Refrigeration Compressor
Fluid
USPI ALT-68 SC (--- GAL)

DIAGNOSIS

Recommendation

Resample at the next service interval to monitor.

Wear

All component wear rates are normal.

Contamination

There is a trace of moisture present in the oil. The amount and size of particulates present in the system are acceptable.

Fluid Condition

The AN level is acceptable for this fluid. The condition of the oil is suitable for further service.

| SAMPLE INFORMATION | | method | limit/base | current | history1 | history2 |
|--------------------|-------------|-------------|------------|--------------------|-------------|-------------|
| Sample Number | Client Info | | | USP244626 | USP245848 | USP247481 |
| Sample Date | Client Info | | | 16 Aug 2023 | 29 May 2023 | 01 Mar 2023 |
| Machine Age | hrs | Client Info | | 0 | 0 | 0 |
| Oil Age | hrs | Client Info | | 0 | 0 | 0 |
| Oil Changed | Client Info | | | N/A | N/A | N/A |
| Sample Status | | | | NORMAL | NORMAL | NORMAL |

| WEAR METALS | | method | limit/base | current | history1 | history2 |
|-------------|-----|-------------|------------|--------------|----------|----------|
| Iron | ppm | ASTM D5185m | >8 | <1 | 3 | 0 |
| Chromium | ppm | ASTM D5185m | >2 | 0 | 0 | 0 |
| Nickel | ppm | ASTM D5185m | | 0 | <1 | 0 |
| Titanium | ppm | ASTM D5185m | | 0 | 0 | <1 |
| Silver | ppm | ASTM D5185m | >2 | 0 | 0 | 0 |
| Aluminum | ppm | ASTM D5185m | >3 | 0 | 0 | <1 |
| Lead | ppm | ASTM D5185m | >2 | 0 | <1 | 0 |
| Copper | ppm | ASTM D5185m | >8 | 0 | 0 | 0 |
| Tin | ppm | ASTM D5185m | >4 | 0 | 0 | 0 |
| Vanadium | ppm | ASTM D5185m | | 0 | 0 | 0 |
| Cadmium | ppm | ASTM D5185m | | 0 | 0 | 0 |

| ADDITIVES | | method | limit/base | current | history1 | history2 |
|------------|-----|-------------|------------|----------|----------|----------|
| Boron | ppm | ASTM D5185m | | 0 | 0 | 0 |
| Barium | ppm | ASTM D5185m | | 0 | 0 | 0 |
| Molybdenum | ppm | ASTM D5185m | | 0 | 0 | 0 |
| Manganese | ppm | ASTM D5185m | | 0 | <1 | <1 |
| Magnesium | ppm | ASTM D5185m | | 0 | 0 | 0 |
| Calcium | ppm | ASTM D5185m | | 0 | 0 | 0 |
| Phosphorus | ppm | ASTM D5185m | | 0 | 0 | 0 |
| Zinc | ppm | ASTM D5185m | | 0 | 0 | 0 |
| Sulfur | ppm | ASTM D5185m | 50 | 0 | 0 | 0 |

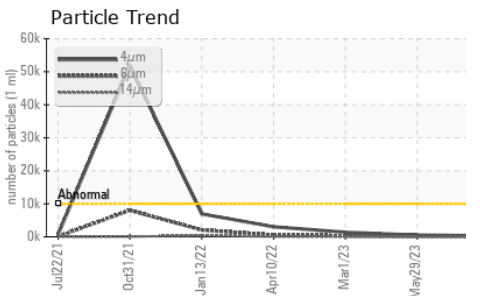
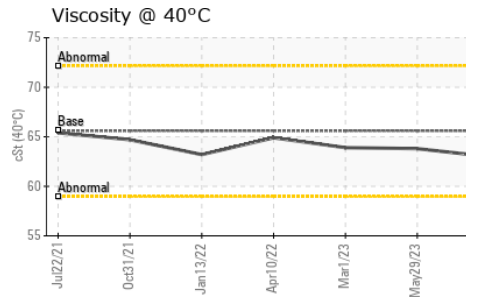
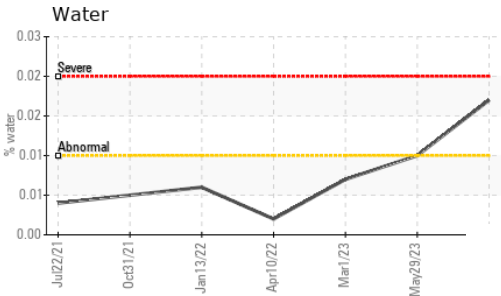
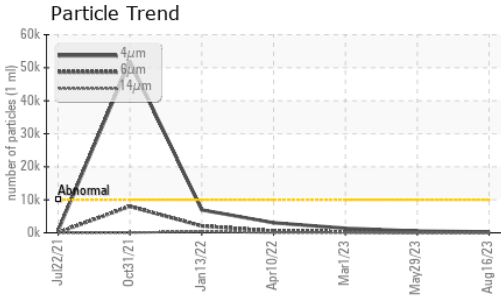
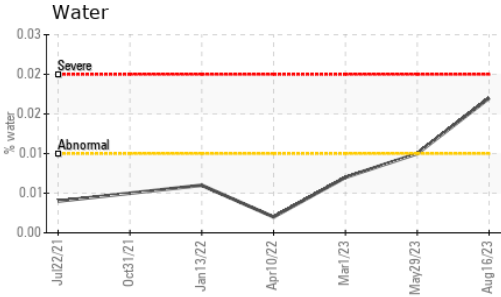
| CONTAMINANTS | | method | limit/base | current | history1 | history2 |
|--------------|-----|-------------|------------|--------------|----------|----------|
| Silicon | ppm | ASTM D5185m | >15 | 1 | 1 | <1 |
| Sodium | ppm | ASTM D5185m | | 2 | <1 | 0 |
| Potassium | ppm | ASTM D5185m | >20 | 0 | 2 | 0 |
| Water | % | ASTM D6304 | >0.01 | 0.017 | 0.010 | 0.007 |
| ppm Water | ppm | ASTM D6304 | >100 | 170.7 | 108.4 | 75.9 |

| FLUID CLEANLINESS | | method | limit/base | current | history1 | history2 |
|-------------------|--|--------------|------------|-----------------|----------|----------|
| Particles >4µm | | ASTM D7647 | >10000 | 300 | 519 | 1383 |
| Particles >6µm | | ASTM D7647 | >2500 | 88 | 148 | 308 |
| Particles >14µm | | ASTM D7647 | >320 | 13 | 16 | 19 |
| Particles >21µm | | ASTM D7647 | >80 | 4 | 4 | 5 |
| Particles >38µm | | ASTM D7647 | >20 | 0 | 0 | 0 |
| Particles >71µm | | ASTM D7647 | >4 | 0 | 0 | 0 |
| Oil Cleanliness | | ISO 4406 (c) | >20/18/15 | 15/14/11 | 16/14/11 | 18/15/11 |

| FLUID DEGRADATION | | method | limit/base | current | history1 | history2 |
|-------------------|----------|-----------|------------|--------------|----------|----------|
| Acid Number (AN) | mg KOH/g | ASTM D974 | 0.005 | 0.014 | 0.015 | 0.015 |




OIL ANALYSIS REPORT



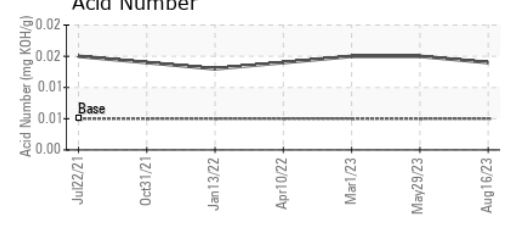
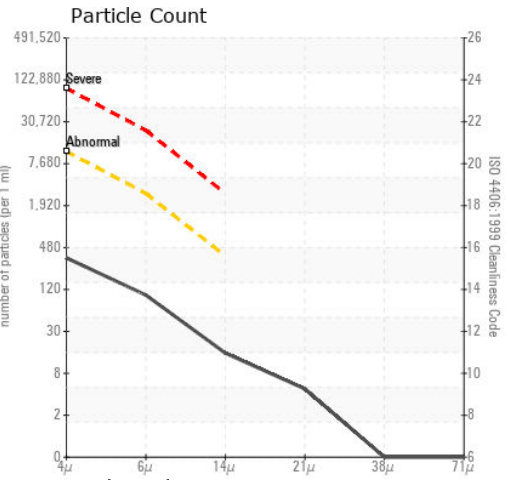
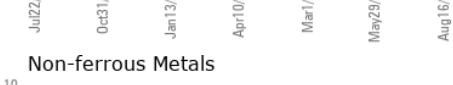
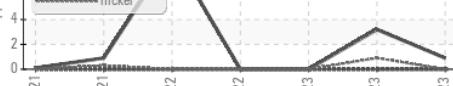
| VISUAL | method | limit/base | current | history1 | history2 |
|------------------|--------|------------|---------|----------|----------|
| White Metal | scalar | *Visual | NONE | NONE | NONE |
| Yellow Metal | scalar | *Visual | NONE | NONE | NONE |
| Precipitate | scalar | *Visual | NONE | NONE | NONE |
| Silt | scalar | *Visual | NONE | NONE | NONE |
| Debris | scalar | *Visual | NONE | NONE | NONE |
| Sand/Dirt | scalar | *Visual | NONE | NONE | NONE |
| Appearance | scalar | *Visual | NORML | NORML | NORML |
| Odor | scalar | *Visual | NORML | NORML | NORML |
| Emulsified Water | scalar | *Visual | >0.01 | NEG | NEG |
| Free Water | scalar | *Visual | | NEG | NEG |

| FLUID PROPERTIES | method | limit/base | current | history1 | history2 | |
|------------------|--------|------------|---------|-------------|----------|------|
| Visc @ 40°C | cSt | ASTM D445 | 65.6 | 63.0 | 63.8 | 63.9 |

| SAMPLE IMAGES | method | limit/base | current | history1 | history2 |
|---------------|--------|------------|---------|----------|----------|
|---------------|--------|------------|---------|----------|----------|



GRAPHS



Laboratory : WearCheck USA - 501 Madison Ave., Cary, NC 27513
Sample No. : USP244626 **Received** : 21 Aug 2023
Lab Number : **05930436** **Diagnosed** : 22 Aug 2023
Unique Number : 10615707 **Diagnostician** : Doug Bogart
Test Package : IND 2

TYSON FOODS INC
 550 TYSON BLVD
 HUMBOLDT, TN
 US 38343
 Contact: Service Manager

To discuss this sample report, contact Customer Service at 1-800-237-1369.
 * - Denotes test methods that are outside of the ISO 17025 scope of accreditation.
 Statements of conformity to specifications are based on the simple acceptance decision rule (JCGM 106:2012)