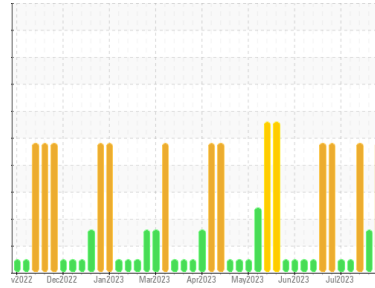




OIL ANALYSIS REPORT

Sample Rating Trend



DIRT



Machine Id
SJNM02BE
Component
Biogas Engine
Fluid
CHEVRON HDAX 6500 LFG GAS ENGINE OIL (--- GAL)

DIAGNOSIS

Recommendation

We recommend that you drain the oil and perform a filter service on this component if not already done. We recommend an early resample to monitor this condition.

Wear

All component wear rates are normal.

Contamination

Elemental level of silicon (Si) above normal.

Fluid Condition

The BN result indicates that there is suitable alkalinity remaining in the oil. The AN level is acceptable for this fluid.

SAMPLE INFORMATION

	method	limit/base	current	history1	history2
Sample Number	Client Info		WC0764432	WC0764421	WC0764435
Sample Date	Client Info		18 Aug 2023	11 Aug 2023	04 Aug 2023
Machine Age	hrs	Client Info	110057	109891	109727
Oil Age	hrs	Client Info	855	689	525
Oil Changed	Client Info		Not Chngd	Not Chngd	Not Chngd
Sample Status			SEVERE	ABNORMAL	SEVERE

CONTAMINATION

	method	limit/base	current	history1	history2
Fuel	WC Method	>4.0	<1.0	<1.0	<1.0
Glycol	WC Method		NEG	NEG	NEG

WEAR METALS

	method	limit/base	current	history1	history2	
Iron	ppm	ASTM D5185m	>15	3	3	0
Chromium	ppm	ASTM D5185m	>4	<1	0	<1
Nickel	ppm	ASTM D5185m	>2	<1	0	<1
Titanium	ppm	ASTM D5185m		0	0	0
Silver	ppm	ASTM D5185m	>5	0	0	<1
Aluminum	ppm	ASTM D5185m	>6	<1	<1	2
Lead	ppm	ASTM D5185m	>9	5	4	4
Copper	ppm	ASTM D5185m	>6	4	2	2
Tin	ppm	ASTM D5185m	>4	4	4	4
Vanadium	ppm	ASTM D5185m		0	0	0
Cadmium	ppm	ASTM D5185m		0	0	0

ADDITIVES

	method	limit/base	current	history1	history2	
Boron	ppm	ASTM D5185m		6	5	9
Barium	ppm	ASTM D5185m		0	0	0
Molybdenum	ppm	ASTM D5185m		9	8	12
Manganese	ppm	ASTM D5185m		<1	<1	<1
Magnesium	ppm	ASTM D5185m		21	19	25
Calcium	ppm	ASTM D5185m		1918	1982	2524
Phosphorus	ppm	ASTM D5185m		291	308	375
Zinc	ppm	ASTM D5185m		366	372	474
Sulfur	ppm	ASTM D5185m		2257	2604	3046

CONTAMINANTS

	method	limit/base	current	history1	history2	
Silicon	ppm	ASTM D5185m	>181	214	188	218
Sodium	ppm	ASTM D5185m		0	<1	<1
Potassium	ppm	ASTM D5185m	>20	3	2	3

INFRA-RED

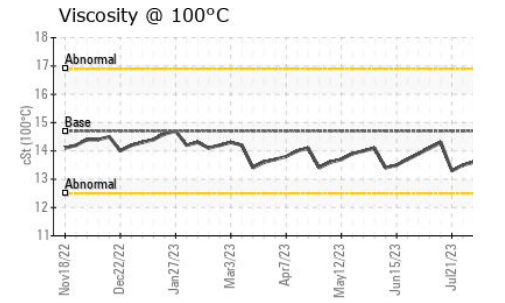
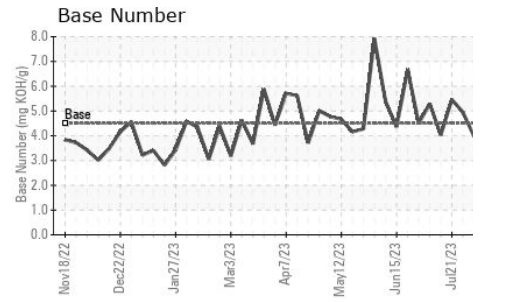
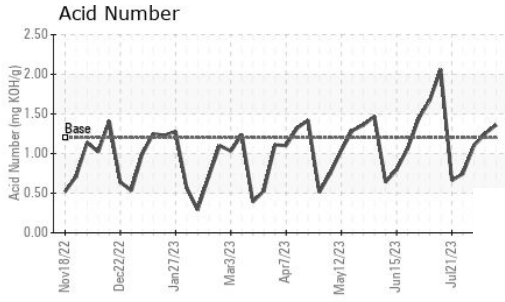
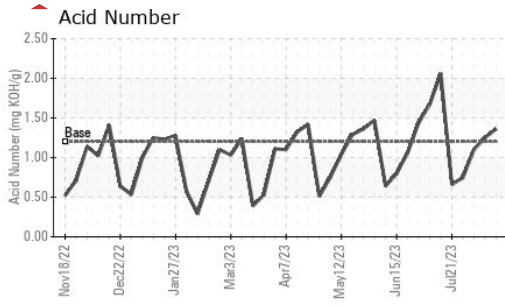
	method	limit/base	current	history1	history2	
Soot %	%	*ASTM D7844		0	0	0
Nitration	Abs/cm	*ASTM D7624	>20	7.4	7.0	6.8
Sulfation	Abs/.1mm	*ASTM D7415	>30	21.4	20.4	19.6

FLUID DEGRADATION

	method	limit/base	current	history1	history2	
Oxidation	Abs/.1mm	*ASTM D7414	>25	16.0	14.2	13.0
Acid Number (AN)	mg KOH/g	ASTM D8045	1.2	1.36	1.25	1.10
Base Number (BN)	mg KOH/g	ASTM D2896	4.5	5.18	4.61	3.98



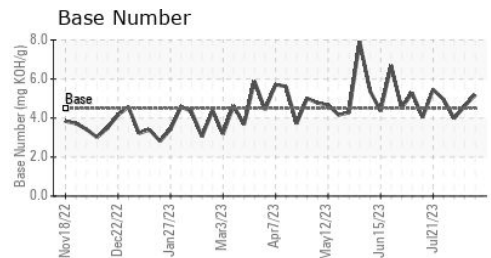
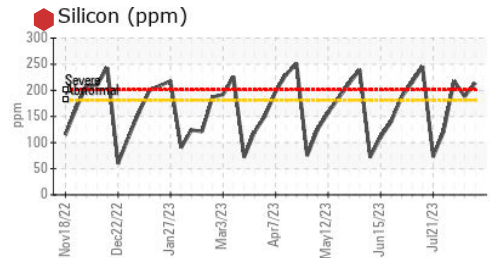
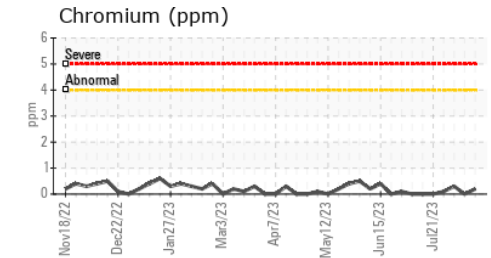
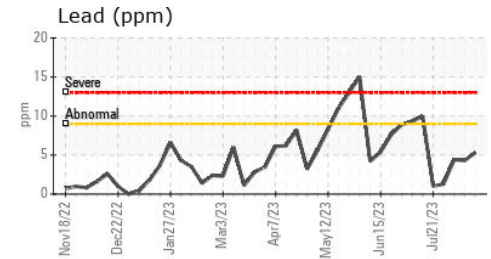
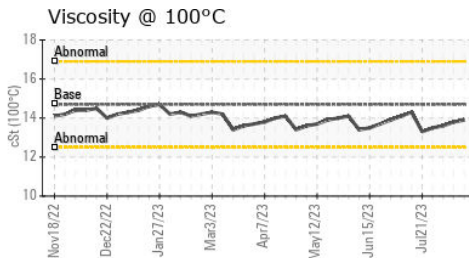
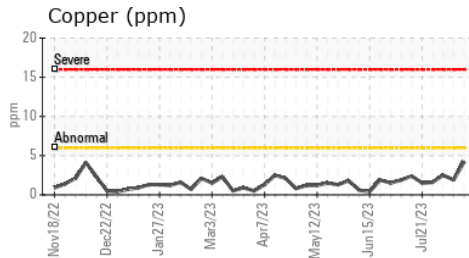
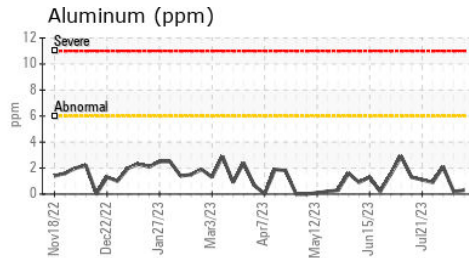
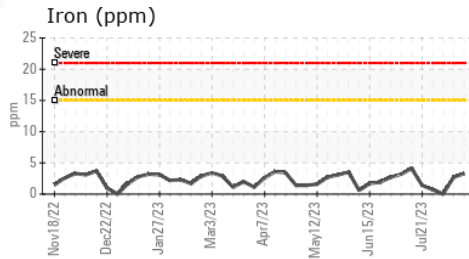
OIL ANALYSIS REPORT



VISUAL	method	limit/base	current	history1	history2
White Metal	scalar	*Visual	NONE	NONE	NONE
Yellow Metal	scalar	*Visual	NONE	NONE	NONE
Precipitate	scalar	*Visual	NONE	NONE	NONE
Silt	scalar	*Visual	NONE	NONE	NONE
Debris	scalar	*Visual	NONE	NONE	NONE
Sand/Dirt	scalar	*Visual	NONE	NONE	NONE
Appearance	scalar	*Visual	NORML	NORML	NORML
Odor	scalar	*Visual	NORML	NORML	NORML
Emulsified Water	scalar	*Visual	>0.1	NEG	NEG
Free Water	scalar	*Visual		NEG	NEG

FLUID PROPERTIES	method	limit/base	current	history1	history2
Visc @ 100°C	cSt	ASTM D445	14.7	13.9	13.8

GRAPHS



Certificate L2367

Laboratory : WearCheck USA - 501 Madison Ave., Cary, NC 27513
Sample No. : WC0764432 **Received** : 22 Aug 2023
Lab Number : 05931663 **Diagnosed** : 24 Aug 2023
Unique Number : 10616934 **Diagnostician** : Don Baldrige
Test Package : MOB 2

EDL NA Recips-South Jordan
 South Jordan Powerstation, 10473 S. Bacchus Hwy.
 South Jordan, UT
 US 84095
 Contact: Aaron Klein
 aaron.klein@edlenergy.com

To discuss this sample report, contact Customer Service at 1-800-237-1369.
 * - Denotes test methods that are outside of the ISO 17025 scope of accreditation.
 Statements of conformity to specifications are based on the simple acceptance decision rule (JCGM 106:2012)