



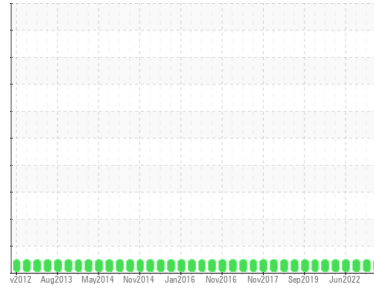
OIL ANALYSIS REPORT

Sample Rating Trend

NORMAL



Area
JBS 258
 Machine Id
GARDNER DENVER 5135686 - SRK TN
 Component
Compressor



DIAGNOSIS

Recommendation

Resample at the next service interval to monitor.

Wear

All component wear rates are normal.

Contamination

There is no indication of any contamination in the oil.

Fluid Condition

The AN level is acceptable for this fluid. The condition of the oil is suitable for further service.

SAMPLE INFORMATION

	method	limit/base	current	history1	history2
Sample Number	Client Info		UCH05932177	UCH05883401	UCH05842694
Sample Date	Client Info		21 Aug 2023	21 Jun 2023	28 Apr 2023
Machine Age	hrs	Client Info	13384	12381	11264
Oil Age	hrs	Client Info	1004	883	8000
Oil Changed	Client Info		N/A	N/A	N/A
Sample Status			NORMAL	NORMAL	NORMAL

WEAR METALS

	method	limit/base	current	history1	history2
Iron	ppm	ASTM D5185m >50	0	0	<1
Chromium	ppm	ASTM D5185m >10	0	0	0
Nickel	ppm	ASTM D5185m	0	0	0
Titanium	ppm	ASTM D5185m	0	0	0
Silver	ppm	ASTM D5185m	0	0	0
Aluminum	ppm	ASTM D5185m >25	<1	0	0
Lead	ppm	ASTM D5185m >25	0	0	0
Copper	ppm	ASTM D5185m >50	<1	<1	<1
Tin	ppm	ASTM D5185m >15	0	0	0
Vanadium	ppm	ASTM D5185m	<1	0	0
Cadmium	ppm	ASTM D5185m	0	0	0

ADDITIVES

	method	limit/base	current	history1	history2
Boron	ppm	ASTM D5185m 0.0	0	0	0
Barium	ppm	ASTM D5185m 0.0	0	0	0
Molybdenum	ppm	ASTM D5185m 0	0	0	0
Manganese	ppm	ASTM D5185m 0	<1	0	0
Magnesium	ppm	ASTM D5185m 0.0	0	<1	0
Calcium	ppm	ASTM D5185m 0.0	0	0	<1
Phosphorus	ppm	ASTM D5185m 966	101	118	137
Zinc	ppm	ASTM D5185m 0	0	0	1
Sulfur	ppm	ASTM D5185m 1309	1059	1123	1377

CONTAMINANTS

	method	limit/base	current	history1	history2
Silicon	ppm	ASTM D5185m >25	6	7	7
Sodium	ppm	ASTM D5185m	0	0	0
Potassium	ppm	ASTM D5185m >20	0	<1	<1

FLUID DEGRADATION

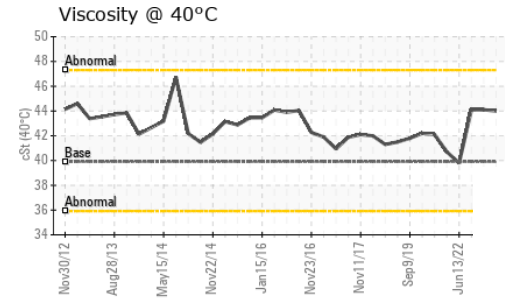
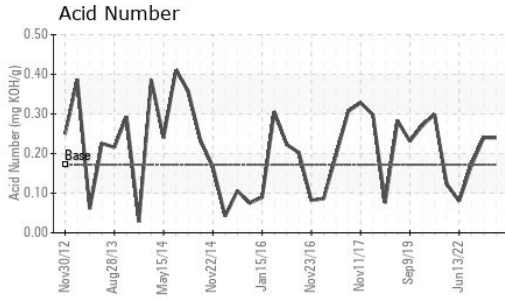
	method	limit/base	current	history1	history2
Acid Number (AN)	mg KOH/g	ASTM D8045 0.172	0.24	0.24	0.17

VISUAL

	method	limit/base	current	history1	history2
White Metal	scalar	*Visual NONE	NONE	NONE	NONE
Yellow Metal	scalar	*Visual NONE	NONE	NONE	NONE
Precipitate	scalar	*Visual NONE	NONE	NONE	NONE
Silt	scalar	*Visual NONE	NONE	NONE	NONE
Debris	scalar	*Visual NONE	NONE	NONE	LIGHT
Sand/Dirt	scalar	*Visual NONE	NONE	NONE	NONE
Appearance	scalar	*Visual NORML	NORML	NORML	NORML
Odor	scalar	*Visual NORML	NORML	NORML	NORML
Emulsified Water	scalar	*Visual >0.1	NEG	NEG	NEG
Free Water	scalar	*Visual	NEG	NEG	NEG




OIL ANALYSIS REPORT



FLUID PROPERTIES		method	limit/base	current	history1	history2
Visc @ 40°C	cSt	ASTM D445	39.9	44.0	44.1	44.1

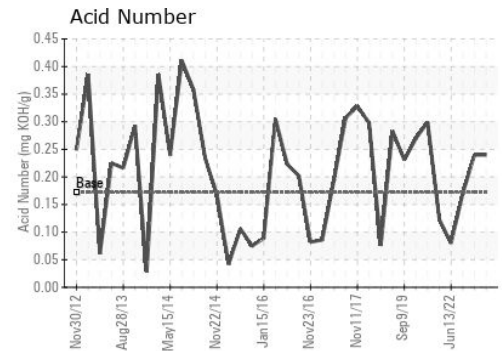
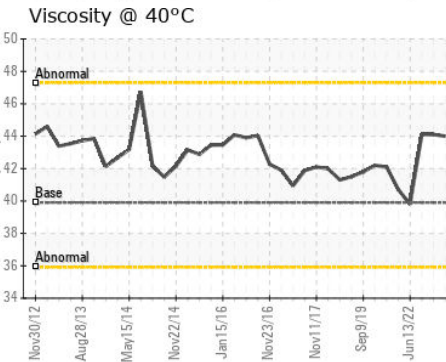
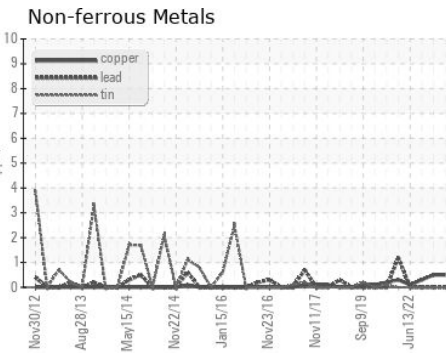
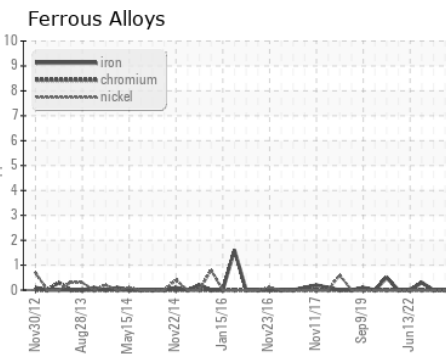
SAMPLE IMAGES		method	limit/base	current	history1	history2
---------------	--	--------	------------	---------	----------	----------

Color



Bottom

GRAPHS



Certificate L2367

Laboratory : WearCheck USA - 501 Madison Ave., Cary, NC 27513
Sample No. : UCH05932177 **Received** : 23 Aug 2023
Lab Number : **05932177** **Diagnosed** : 24 Aug 2023
Unique Number : 10617448 **Diagnostician** : Don Baldrige
Test Package : IND 2

JOHN BOUCHARD & SONS
 1024 HARRISON ST.
 NASHVILLE, TN
 US 37203
 Contact: STEVE SANDERS
 Steve.sanders@jbouchard.com
 T:
 F: (865)544-1400

To discuss this sample report, contact Customer Service at 1-800-237-1369.

* - Denotes test methods that are outside of the ISO 17025 scope of accreditation.

Statements of conformity to specifications are based on the simple acceptance decision rule (JCGM 106:2012)