



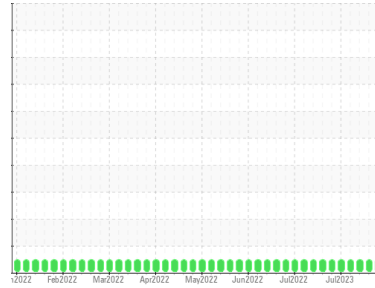
OIL ANALYSIS REPORT

Sample Rating Trend

NORMAL



Machine Id
JENBACHER GM03 (S/N 1251395)
 Component
Biogas Engine
 Fluid
Q8 MAHLER G8 SAE 40 (--- GAL)



DIAGNOSIS

Recommendation

Resample at the next service interval to monitor.

Wear

All component wear rates are normal.

Contamination

There is no indication of any contamination in the oil.

Fluid Condition

The BN result indicates that there is suitable alkalinity remaining in the oil. The AN level is acceptable for this fluid. The condition of the oil is suitable for further service.

SAMPLE INFORMATION		method	limit/base	current	history1	history2
Sample Number	Client Info			WC0721956	WC0721959	WC0721962
Sample Date	Client Info			21 Aug 2023	14 Aug 2023	07 Aug 2023
Machine Age	hrs Client Info			19052	18887	18720
Oil Age	hrs Client Info			6149	5984	5817
Oil Changed	Client Info			N/A	N/A	N/A
Sample Status				NORMAL	NORMAL	NORMAL

CONTAMINATION		method	limit/base	current	history1	history2
Fuel	WC Method	>4.0		<1.0	<1.0	<1.0
Water	WC Method	>.2		NEG	NEG	NEG
Glycol	WC Method			NEG	NEG	NEG

WEAR METALS		method	limit/base	current	history1	history2
Iron	ppm	ASTM D5185m	>20	6	6	6
Chromium	ppm	ASTM D5185m	>5	<1	<1	<1
Nickel	ppm	ASTM D5185m	>2	<1	0	0
Titanium	ppm	ASTM D5185m		0	<1	0
Silver	ppm	ASTM D5185m	>5	1	0	0
Aluminum	ppm	ASTM D5185m	>15	2	3	3
Lead	ppm	ASTM D5185m	>20	2	2	<1
Copper	ppm	ASTM D5185m	>15	<1	<1	<1
Tin	ppm	ASTM D5185m	>5	<1	<1	<1
Vanadium	ppm	ASTM D5185m		<1	<1	0
Cadmium	ppm	ASTM D5185m		<1	0	0

ADDITIVES		method	limit/base	current	history1	history2
Boron	ppm	ASTM D5185m		3	5	5
Barium	ppm	ASTM D5185m		0	0	0
Molybdenum	ppm	ASTM D5185m		2	2	<1
Manganese	ppm	ASTM D5185m		<1	<1	<1
Magnesium	ppm	ASTM D5185m		11	16	15
Calcium	ppm	ASTM D5185m		2549	2663	2644
Phosphorus	ppm	ASTM D5185m		482	527	522
Zinc	ppm	ASTM D5185m		605	610	625
Sulfur	ppm	ASTM D5185m		2735	3100	3131

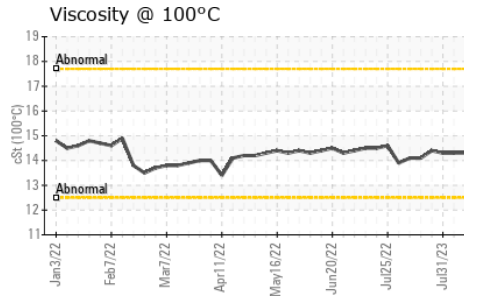
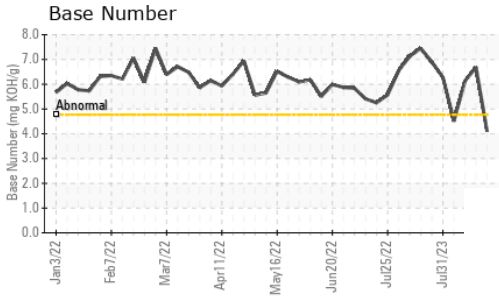
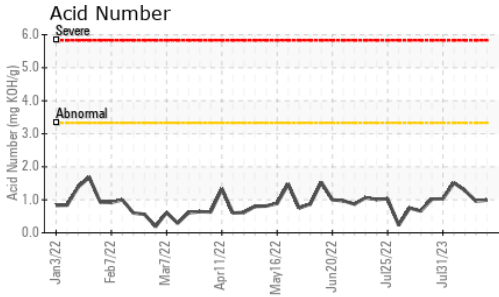
CONTAMINANTS		method	limit/base	current	history1	history2
Silicon	ppm	ASTM D5185m	>200	14	15	16
Sodium	ppm	ASTM D5185m	>20	1	3	2
Potassium	ppm	ASTM D5185m	>20	2	2	1

INFRA-RED		method	limit/base	current	history1	history2
Soot %	%	*ASTM D7844	>2	0	0	0
Nitration	Abs/cm	*ASTM D7624	>20	9.6	9.8	9.7
Sulfation	Abs/.1mm	*ASTM D7415	>30	19.0	19.8	19.8

FLUID DEGRADATION		method	limit/base	current	history1	history2
Oxidation	Abs/.1mm	*ASTM D7414	>25	15.8	16.7	16.9
Acid Number (AN)	mg KOH/g	ASTM D8045		0.99	0.96	1.28
Base Number (BN)	mg KOH/g	ASTM D2896		4.1	6.68	6.13



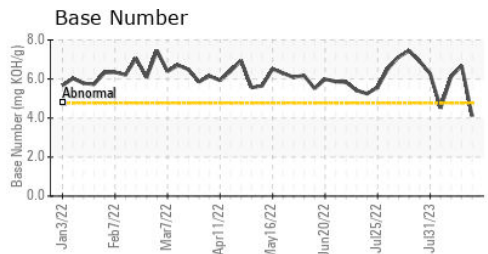
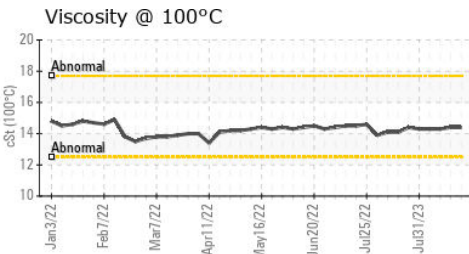
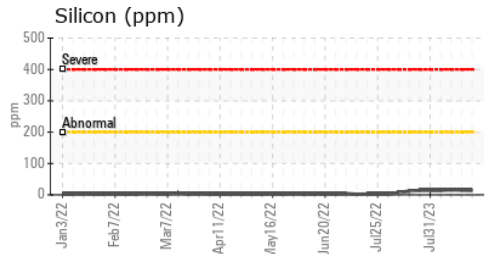
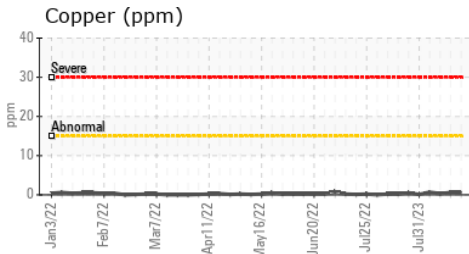
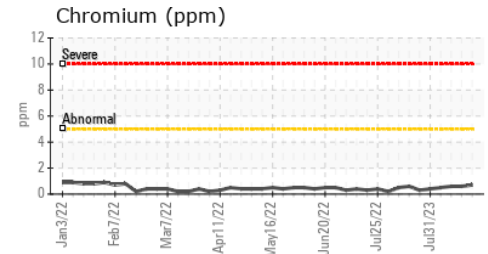
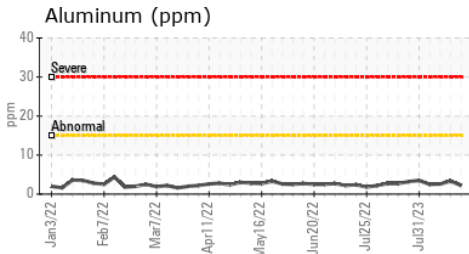
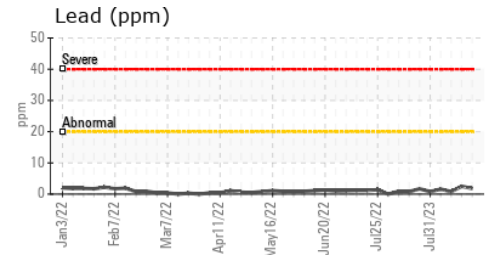
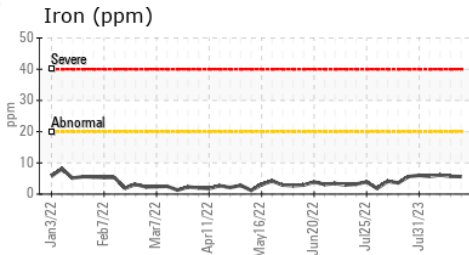
OIL ANALYSIS REPORT



VISUAL	method	limit/base	current	history1	history2
White Metal	scalar	*Visual	NONE	NONE	NONE
Yellow Metal	scalar	*Visual	NONE	NONE	NONE
Precipitate	scalar	*Visual	NONE	NONE	NONE
Silt	scalar	*Visual	NONE	NONE	NONE
Debris	scalar	*Visual	NONE	NONE	NONE
Sand/Dirt	scalar	*Visual	NONE	NONE	NONE
Appearance	scalar	*Visual	NORML	NORML	NORML
Odor	scalar	*Visual	NORML	NORML	NORML
Emulsified Water	scalar	*Visual	>.2	NEG	NEG
Free Water	scalar	*Visual		NEG	NEG

FLUID PROPERTIES	method	limit/base	current	history1	history2
Visc @ 100°C	cSt	ASTM D445	14.4	14.4	14.3

GRAPHS



Certificate L2367

Laboratory : WearCheck USA - 501 Madison Ave., Cary, NC 27513
Sample No. : WC0721956 **Received** : 24 Aug 2023
Lab Number : 05934242 **Diagnosed** : 28 Aug 2023
Unique Number : 10619513 **Diagnostician** : Sean Felton
Test Package : MOB 2 (Additional Tests: TAN Man)

ASB MAS GA LFG PLANT COGEN
 3791 BROWNS MILL RD SE
 ATLANTA, GA
 US 30354
 Contact: DEREK PAGE
 derek.page@cubedistrictenergy.com

To discuss this sample report, contact Customer Service at 1-800-237-1369.

* - Denotes test methods that are outside of the ISO 17025 scope of accreditation.

Statements of conformity to specifications are based on the simple acceptance decision rule (JCGM 106:2012)

T:
F: